



Identification	Type	OT 6-1307 AC/DC 110–230 V
	Part-No.	761307
Input		
Input voltage range		77.0 V – 253.0 V
Rated current		6.0 mA
Interrupting voltage		<20 V
Protection device		Suppressor diode
Status Indication		LED yellow
Rated frequency		50–60 Hz
Load Side		
Switching element		Transistor, N/O contact
Min. switching voltage		DC 10 V
Max. switching voltage		DC 30 V
Min. switching current		DC 1 mA
Max. switching current		DC 100 mA
Switch-on delay		8 ms
Switch-off delay		10 ms
Protection device output		Suppressor diode
General		
Housing material		PPE

03.04.2016 – Subject to technical modification

Part-No. 761307

USA: LUTZE INC.

13330 South Ridge Drive • Charlotte, NC 28273, USA
 Tel. +1 (704) 504-0222 • Fax +1 (704) 504-0223
 www.lutze.com • info@lutze.com

United Kingdom: LUTZE Ltd.

Unit 3, Sandy Hill Park
 Sandy Way, Amington • GB-Tamworth, Staffs B77 4DU
 Tel. +44 (0)1827 31333-0 • Fax +44 (0)1827 31333-2
 www.lutze.com • sales.gb@lutze.co.uk

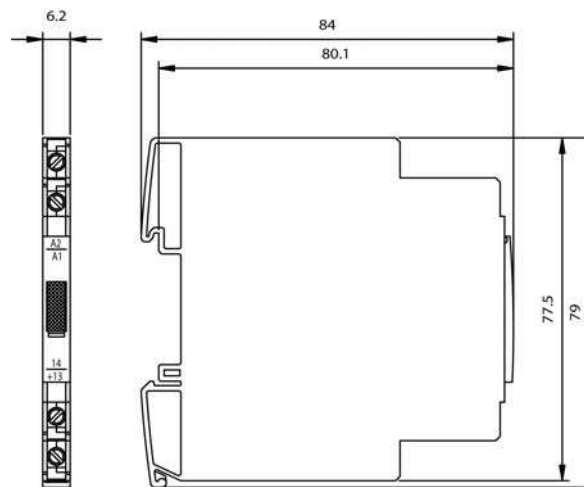


SYSTEMATIC TECHNOLOGY

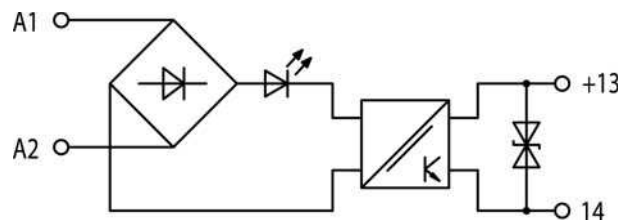
Technical data sheet • Interface Technology

Protection class	IP 20
Field installation	rail TS 35 (EN 50022)
Insulation voltage input/output	0.5 kV _{eff}
Clearance/creep. dist. (control/load side)	>5.5 mm
Safe isolation	Yes
Operation temperature range	-25 °C – 60 °C
Storage temperature range	-40 °C – 80 °C
Dimensions (w × h × d)	6.2 × 79.0 × 84.0 mm
Weight (kg/piece)	0.030
Approvals	cULus
Termination	Spring terminal 0.25–2.5 mm ²

Dimensions



PIN assignment



03.04.2016 – Subject to technical modification

Part-No. 761307

USA: LUTZE INC.

13330 South Ridge Drive • Charlotte, NC 28273, USA
Tel. +1 (704) 504-0222 • Fax +1 (704) 504-0223
www.lutze.com • info@lutze.com

United Kingdom: LUTZE Ltd.

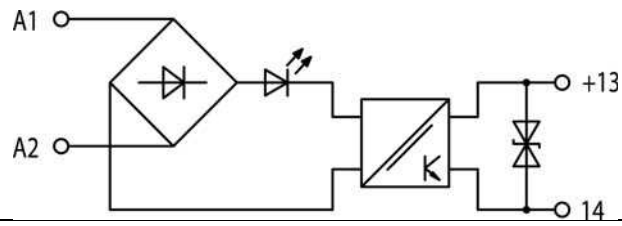
Unit 3, Sandy Hill Park
Sandy Way, Amington • GB-Tamworth, Staffs B77 4DU
Tel. +44 (0)1827 31333-0 • Fax +44 (0)1827 31333-2
www.lutze.com • sales.gb@lutze.co.uk



SYSTEMATIC TECHNOLOGY

Technical data sheet · Interface Technology

PIN assignment



Accessories

Accessories	Color	Article number	Type	PU
Jumper comb 24-pin, 26 A	blue	760801	BK 6-0801	5
tag holder 4×11 mm	white	681313	BZT-0411	100

03.04.2016 – Subject to technical modification

Part-No. 761307

USA: LUTZE INC.

13330 South Ridge Drive · Charlotte, NC 28273, USA
Tel. +1 (704) 504-0222 · Fax +1 (704) 504-0223
www.lutze.com · info@lutze.com

United Kingdom: LUTZE Ltd.

Unit 3, Sandy Hill Park
Sandy Way, Amington · GB-Tamworth, Staffs B77 4DU
Tel. +44 (0)1827 31333-0 · Fax +44 (0)1827 31333-2
www.lutze.com · sales.gb@lutze.co.uk