



Identification	Type	RE 7 24V 1W
	Part-No.	761922
Input		
Input voltage range	16.8 V – 30.0 V	
Nominal voltage	AC/DC 24 V	
Rated frequency	50–60 Hz	
Rated current	21.0 mA	
Interrupting voltage	< 2.4 V	
Protection device	Bridge rectifier	
Rated insulation voltage (EN 50178)	50 V	
Max. length of connecting lead	DC: 2000 m / AC: 100 m	
Status indication LED	LED yellow	
Output		
Contact type	1 change over contact	
Min. switching voltage	AC/DC 1 V	
Max. switching voltage	AC/DC 250 V	
Min. switching current	AC/DC 1 mA	
Max. switching current	AC/DC 6 A	
Switching capacity AC 15	3 A	
Switching capacity DC 13	at 24 V: 1 A, at 115 V: 200 mA, at 230 V: 100 mA	
Max. switching capacity	1500 VA	

03.03.2017 – Subject to technical modification

Part-No. 761922

USA: LUTZE INC.

13330 South Ridge Drive • Charlotte, NC 28273, USA
 Tel. +1 (704) 504-0222 • Fax +1 (704) 504-0223
 www.lutze.com • info@lutze.com

United Kingdom: LÜTZE Ltd.

Unit 3, Sandy Hill Park
 Sandy Way, Amington • GB-Tamworth, Staffs B77 4DU
 Tel. +44 (0)1827 31333-0 • Fax +44 (0)1827 31333-2
 www.lutze.com • sales.gb@lutze.co.uk



SYSTEMATIC TECHNOLOGY

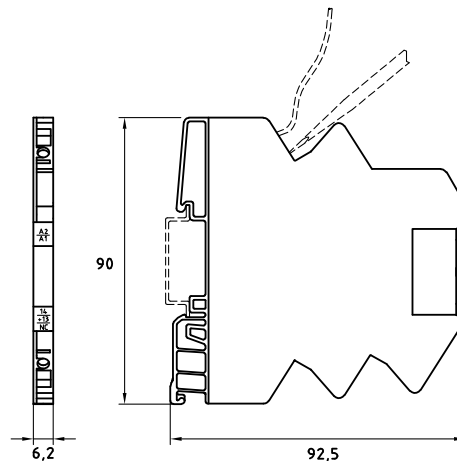
Technical data sheet • Interface Technology

Contact material	AgSnO ₂ + 5 µm HV
Mechanical service life	5 x 10 ⁶ operations
Switch-on delay	7 ms
Switch-off delay	7 ms
Clearance/creep. dist. (control/load side)	>5.5 mm
Rated insulation voltage (EN 50178)	300 V

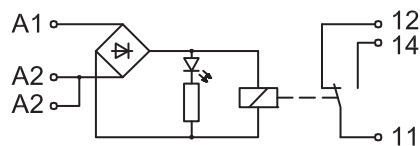
General

Housing material	PA 6.6 (UL 94 V-0)
Protection class	IP 20
Field installation	rail TS 35 (EN 50022)
Insulation voltage input/output	4.0 kV _{eff}
Safe isolation	yes
Operation temperature range	-25 °C – 60 °C
Storage temperature range	-40 °C ... 80 °C
Dimensions (w × h × d)	6.2 × 90.0 × 92.5 mm
Weight (kg/piece)	0.035
Approvals	UL, GL
Termination	Spring terminal 0.5–1.5 mm ²

Dimensions



PIN assignment



03.03.2017 – Subject to technical modification

Part-No. 761922

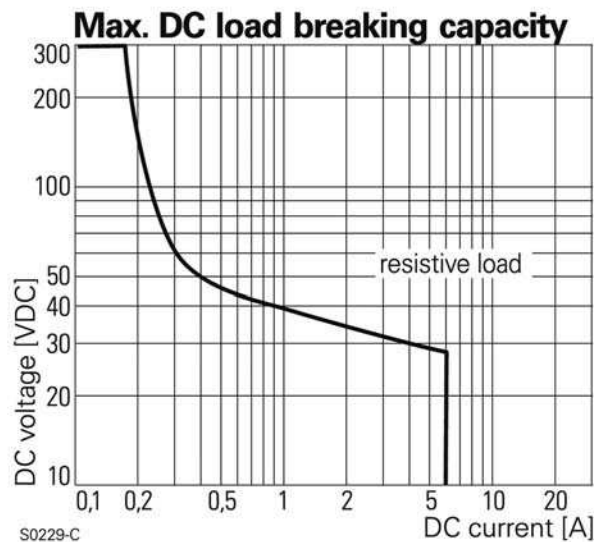
USA: LUTZE INC.

13330 South Ridge Drive • Charlotte, NC 28273, USA
Tel. +1 (704) 504-0222 • Fax +1 (704) 504-0223
www.lutze.com • info@lutze.com

United Kingdom: LÜTZE Ltd.

Unit 3, Sandy Hill Park
Sandy Way, Amington • GB-Tamworth, Staffs B77 4DU
Tel. +44 (0)1827 31333-0 • Fax +44 (0)1827 31333-2
www.lutze.com • sales.gb@lutze.co.uk

Limit curve



Accessories

Accessories	Color	Article number	Type	PU
Replacement relay for 76X921		768006	Relay SNR 24V 1W HTV	20
Replacement relay for 76X922		768005	Relay SNR 12V 1W HTV	20
Replacement relay for 76X926 / 760927		768007	Relay SNR 60V 1W HTV	20
Tag holder 4×11 mm	white	681313	BZT-0411	100
Isolation plate		760809	TP 7-0809	5

Accessories

Accessories	Color	2-pole	3-pole	4-pole	8-pole	16-pole	PU
6 A jumper comb	red	762802	762805	762812	762822	762832	10
6 A jumper comb	white	762803	762806	762813	762823	762833	10
6 A jumper comb	blue	762804	762807	762814	762824	762834	10

Comments

Hard gold-plated contacts: So that the gold layer is not damaged, the specified values are not permitted to be exceeded. At higher switching capacity, the gold layer vaporizes. The deposition in the housing can lead to sparkovers between the coil and contact. For operation with rated voltage and 100% ED over 24h/day, a distance of = 10 mm must be complied with between the modules or to the neighboring switching components.

03.03.2017 – Subject to technical modification

Part-No. 761922

USA: LUTZE INC.

13330 South Ridge Drive • Charlotte, NC 28273, USA
 Tel. +1 (704) 504-0222 • Fax +1 (704) 504-0223
 www.lutze.com • info@lutze.com

United Kingdom: LÜTZE Ltd.

Unit 3, Sandy Hill Park
 Sandy Way, Amington • GB-Tamworth, Staffs B77 4DU
 Tel. +44 (0)1827 31333-0 • Fax +44 (0)1827 31333-2
 www.lutze.com • sales.gb@lutze.co.uk



SYSTEMATIC TECHNOLOGY