



Identification	Type	LRZK 6F-D024-240H
	Part-No.	762189
Input		
Input voltage range	16.8 V – 30.0 V	
Nominal voltage	DC 24 V	
Rated current	39.0 mA	
Protection device	Free-wheeling diode and reverse diode	
Status Indication	LED yellow	
Load Side		
Contact type	2 NC/4 NO contacts, positively driven in acc. with EN 50205, application type A	
Min. switching voltage	AC/DC 5 V	
Max. switching voltage	AC/DC 250 V	
Min. switching current	AC/DC 5 mA	
Max. switching current	AC/DC 6 A	
Switching capacity AC 15	230 V: 3 A A	
Switching capacity DC 13	24 V: 5 A, 0.1 Hz, 110 V: 0.3 A	
Max. switching capacity	1500 VA	
Contact material	AgCuNi+ 0.2µm HV	
Mechanical service life	approx. 10 × 10 ⁶ operations	
Inrush current	20 A (20 ms)	
Switch-on delay	15 ms	

03.04.2016 – Subject to technical modification

Part-No. 762189

USA: LUTZE INC.

13330 South Ridge Drive · Charlotte, NC 28273, USA
 Tel. +1 (704) 504-0222 · Fax +1 (704) 504-0223
 www.lutze.com · info@lutze.com

United Kingdom: LUTZE Ltd.

Unit 3, Sandy Hill Park
 Sandy Way, Amington · GB-Tamworth, Staffs B77 4DU
 Tel. +44 (0)1827 31333-0 · Fax +44 (0)1827 31333-2
 www.lutze.com · sales.gb@lutze.co.uk



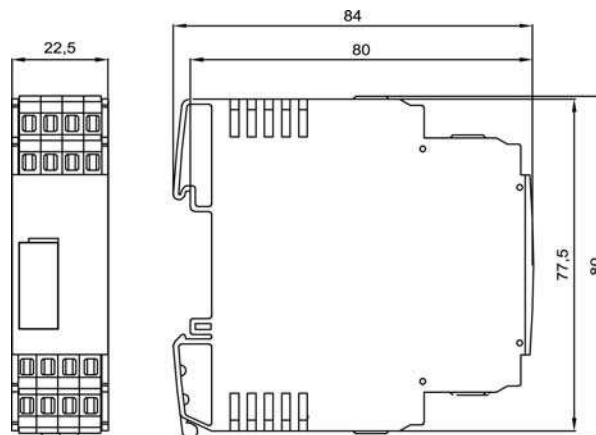
SYSTEMATIC TECHNOLOGY

Technical data sheet · Interface Technology

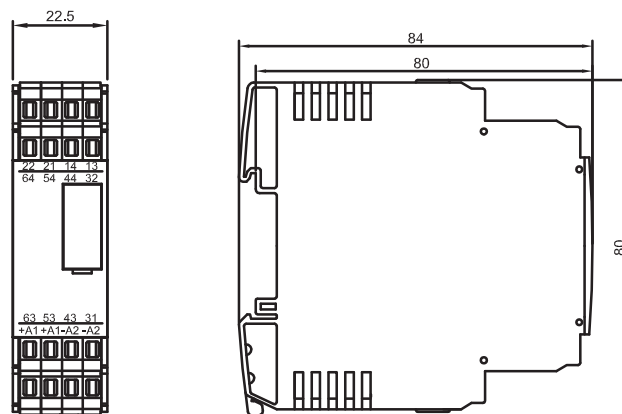
General

Housing material	PC-ABS (F2/M1 acc. to NF F 16-101 and V0 acc. to UL94)
Protection class	IP 20
Field installation	rail TS 35 (EN 60715)
Operation temperature range	-40 °C – 70 °C
Storage temperature range	-40 °C – 80 °C
Dimensions (w × h × d)	22.5 × 80.0 × 84.0 mm
Weight (kg/piece)	0.090
Approvals	cULus
Termination	Spring terminal 0.08–2.5 mm ²
Installation position	Optional

Dimensions



Dimensions



03.04.2016 – Subject to technical modification

Part-No. 762189

USA: LUTZE INC.

13330 South Ridge Drive · Charlotte, NC 28273, USA
Tel. +1 (704) 504-0222 · Fax +1 (704) 504-0223
www.lutze.com · info@lutze.com

United Kingdom: LUTZE Ltd.

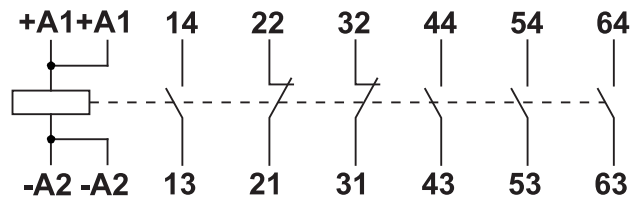
Unit 3, Sandy Hill Park
Sandy Way, Amington · GB-Tamworth, Staffs B77 4DU
Tel. +44 (0)1827 31333-0 · Fax +44 (0)1827 31333-2
www.lutze.com · sales.gb@lutze.co.uk



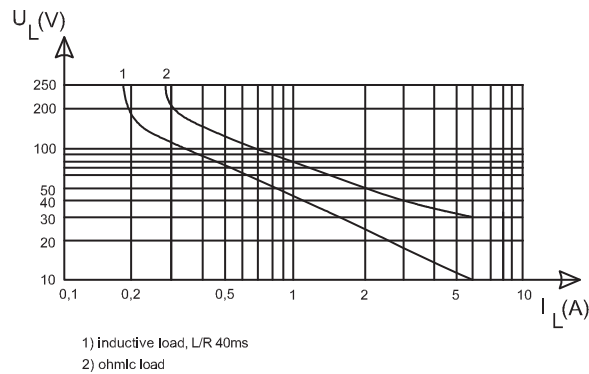
SYSTEMATIC TECHNOLOGY

Technical data sheet · Interface Technology

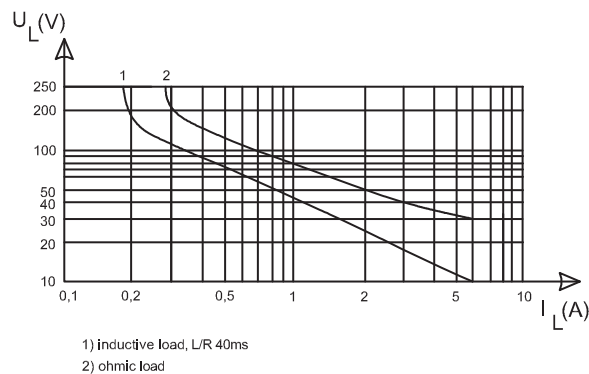
PIN assignment



Limit curve



Derating



Accessories

Accessories	Color	Article number	Type	PU
tag holder 7×20 mm	white	760968	BZT-0720	100
Laser printer label 6.35×15.24 mm (sheet with 528 labels)		681033	LEB-0615	1

Description

Relay module with positive-action contacts as per EN 50205 for safety switching circuits. Activated via DC 24 V. 2 NC contacts and 4 NO contacts 250 V / 6 A are available for switching small to medium loads.

03.04.2016 – Subject to technical modification

Part-No. 762189

USA: LUTZE INC.

13330 South Ridge Drive · Charlotte, NC 28273, USA

Tel. +1 (704) 504-0222 · Fax +1 (704) 504-0223

www.lutze.com · info@lutze.com

United Kingdom: LUTZE Ltd.

Unit 3, Sandy Hill Park

Sandy Way, Amington · GB-Tamworth, Staffs B77 4DU

Tel. +44 (0)1827 31333-0 · Fax +44 (0)1827 31333-2

www.lutze.com · sales.gb@lutze.co.uk



SYSTEMATIC TECHNOLOGY