


Relay



Identification	Type	RE1WHV-0130 AC12
	Part-No.	770130
Input		
Nominal voltage	AC 12 V	
Power consumption	AC: 0.75 VA	
Output		
Min. switching voltage	AC/DC 5 V	
Max. switching voltage	AC 400 V / DC 300 V	
Min. switching current	AgNi+ 5µm HV: AC/DC 2 mA	
Max. switching current	AC1: 16 A / 250 V AC, DC1: 16 A / 24 V DC	
Switching capacity AC 15	3.3 A	
Switching capacity DC 13	24 V: 2 A, 115 V: 300 mA, 230 V: 150 mA	
Max. switching capacity	4000 VA	
Switching frequency	AC1: 600 cycles/hour, without load 72,000 cycles/hour	
Mechanical service life	>3 × 10 ⁷ operations	
Switch-on delay	15 ms	
Switch-off delay	8 ms	
Clearance/creep. dist. (control/load side)	> 10 mm	
Overvoltage category	III	
Pollution degree	3	

20.04.2013 – Subject to technical modification

Part-No. 770130

USA: LUTZE INC.

13330 South Ridge Drive • Charlotte, NC 28273, USA
 Tel. +1 (704) 504-0222 • Fax +1 (704) 504-0223
 www.lutze.com • info@lutze.com

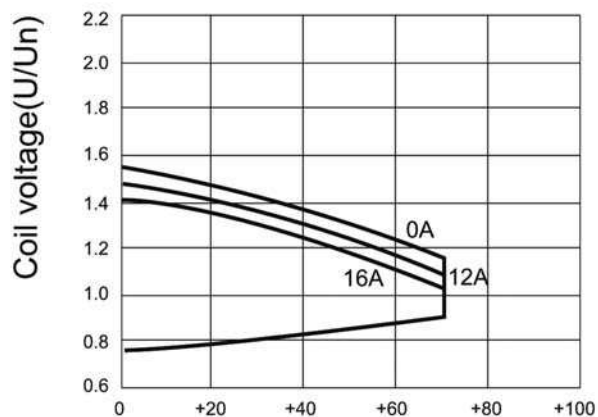
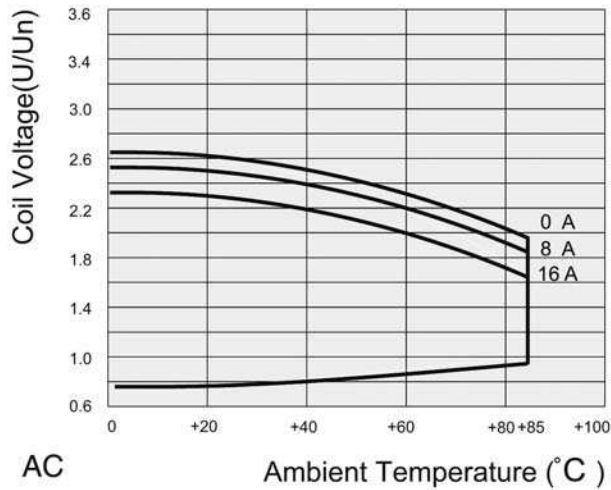
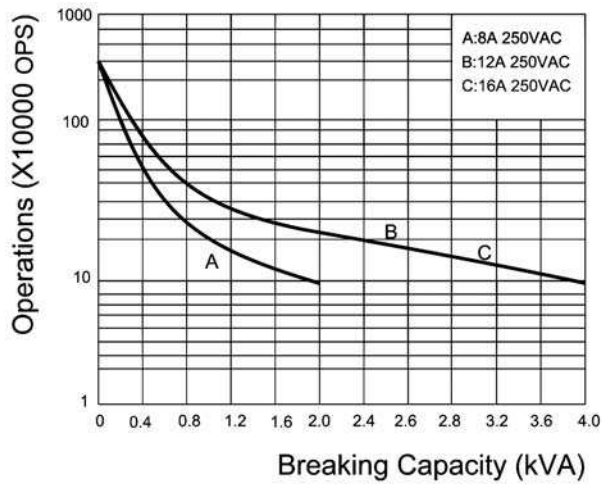
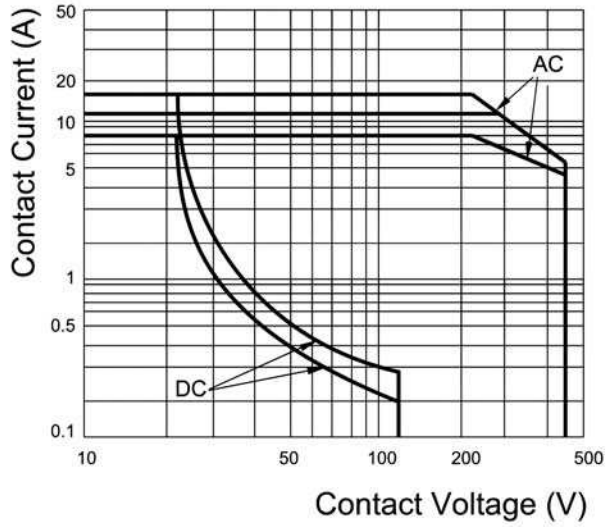
United Kingdom: LÜTZE Ltd.

Unit 3, Sandy Hill Park
 Sandy Way, Amington • GB-Tamworth, Staffs B77 4DU
 Tel. +44 (0)1827 31333-0 • Fax +44 (0)1827 31333-2
 www.lutze.com • sales.gb@lutze.co.uk



SYSTEMATIC TECHNOLOGY

Limit curve



20.04.2013 – Subject to technical modi

Part-No. 770130

USA: LUTZE INC.

13330 South Ridge Drive • Charlotte, NC 28273
Tel. +1 (704) 504-0222 • Fax +1 (704) 504-0222
www.lutze.com • info@lutze.com

United Kingdom: LÜTZE Ltd.

Unit 3, Sandy Hill Park

Sandy Way, Amington • GB-Tamworth, Staffs B
Tel. +44 (0)1827 31333-0 • Fax +44 (0)1827 31
www.lutze.com • sales.gb@lutze.co.uk