



<b>Identification</b>	Type	REP-0161 1W HTV DC 24 V
	Part-No.	770161
<b>Input</b>		
Input voltage range	16.8 V – 36.0 V	
Nominal voltage	DC 24 V	
Rated current	17.0 mA	
Interrupting voltage	<2.4 V	
Protection device	overload diode	
Status Indication	LED green	
Power consumption	0.40 W	
<b>Load Side</b>		
Contact type	1 change over contact	
Min. switching voltage	AC/DC 5 V	
Max. switching voltage	AC 400 V / DC 300 V	
Min. switching current	AgNi+5 µm HV: AC/DC 2 mA	
Max. switching current	AC/DC 16 A	
Switching capacity AC 15	3.3 A	
Switching capacity DC 13	at 24 V: 2A; at 115 V: 300 mA; at 230 V, 150 mA	
Max. switching capacity	4000 VA	
Contact material	AgNi + 5 µm HV	
Mechanical service life	>1 × 10 <sup>7</sup> operations	

20.04.2013 – Subject to technical modification

Part-No. 770161

USA: LUTZE INC.

13330 South Ridge Drive • Charlotte, NC 28273, USA  
 Tel. +1 (704) 504-0222 • Fax +1 (704) 504-0223  
 www.lutze.com • info@lutze.com

United Kingdom: LÜTZE Ltd.

Unit 3, Sandy Hill Park  
 Sandy Way, Amington • GB-Tamworth, Staffs B77 4DU  
 Tel. +44 (0)1827 31333-0 • Fax +44 (0)1827 31333-2  
 www.lutze.com • sales.gb@lutze.co.uk



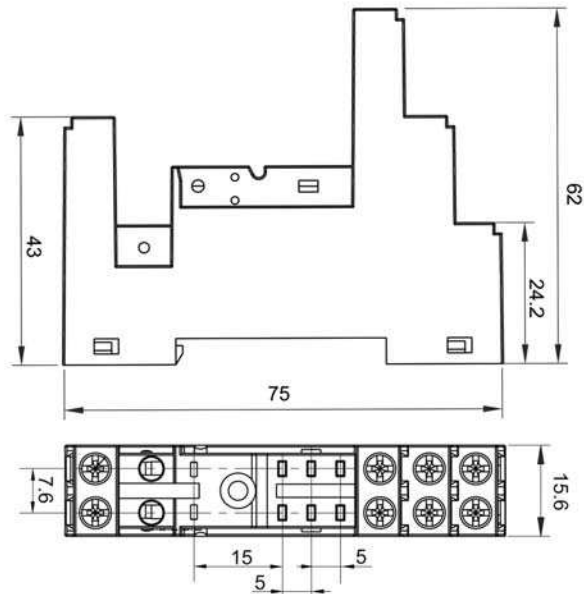
## Technical data sheet - Interface Technology

Switch-on delay	15 ms
Switch-off delay	8 ms
Clearance/creep. dist. (control/load side)	Clearance distance: > 10 mm; creepage distance: > 10mm

### General

Housing material	PA66+GF V0 (UL)
Protection class	IP 20
Field installation	rail TS 35 (EN 50022)
Insulation voltage input/output	5.0 kV <sub>eff</sub>
Safe isolation	Yes
Operation temperature range	-40 °C – 85 °C
Storage temperature range	-40 °C – 85 °C
Dimensions (w × h × d)	15.6×75.0×67.0 mm
Weight (kg/piece)	0.062
Approvals	UL, CSA
Termination	Screw terminal: 0.2–4.0 mm <sup>2</sup>

### Dimensions



20.04.2013 – Subject to technical modification

Part-No. 770161

USA: LUTZE INC.

13330 South Ridge Drive • Charlotte, NC 28273, USA  
Tel. +1 (704) 504-0222 • Fax +1 (704) 504-0223  
www.lutze.com • info@lutze.com

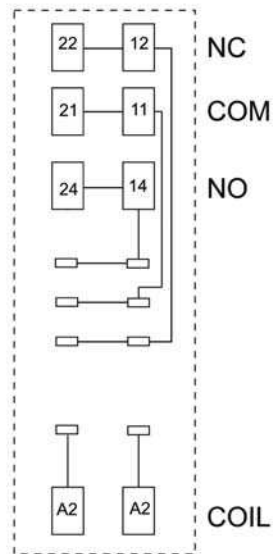
United Kingdom: LÜTZE Ltd.

Unit 3, Sandy Hill Park  
Sandy Way, Amington • GB-Tamworth, Staffs B77 4DU  
Tel. +44 (0)1827 31333-0 • Fax +44 (0)1827 31333-2  
www.lutze.com • sales.gb@lutze.co.uk



SYSTEMATIC TECHNOLOGY

**PIN assignment**



20.04.2013 – Subject to technical modification

Part-No. 770161

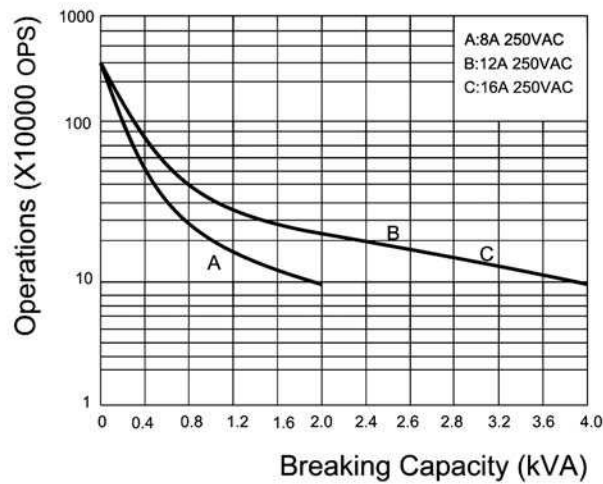
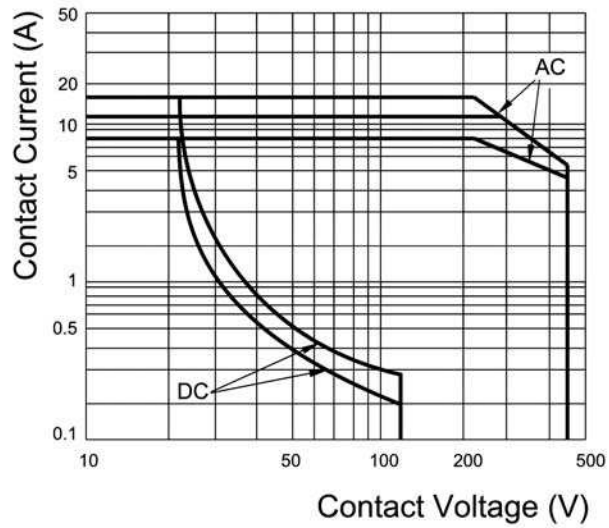
USA: LUTZE INC.

13330 South Ridge Drive • Charlotte, NC 28273, USA  
Tel. +1 (704) 504-0222 • Fax +1 (704) 504-0223  
www.lutze.com • info@lutze.com

United Kingdom: LÜTZE Ltd.

Unit 3, Sandy Hill Park  
Sandy Way, Amington • GB-Tamworth, Staffs B77 4DU  
Tel. +44 (0)1827 31333-0 • Fax +44 (0)1827 31333-2  
www.lutze.com • sales.gb@lutze.co.uk

Limit curve



Accessories

Accessories	Colour	Article number	Type	PU
Jumper comb 10A	black	770908	REP-0908	10
Plate		770902	REM-0902	10
Mounting bracket relay		770901	REE-0901	10

Comments

Part-No. 770160–770166: Hard gold-plated contacts  
 Hard gold-plated contacts: So that the gold layer is not damaged, the specified values are not permitted to be exceeded. At higher switching capacity, the gold layer vaporizes. The deposition in the housing can lead to sparkovers between the coil and contact.

20.04.2013 – Subject to technical modification

Part-No. 770161

USA: LUTZE INC.

13330 South Ridge Drive · Charlotte, NC 28273, USA  
 Tel. +1 (704) 504-0222 · Fax +1 (704) 504-0223  
 www.lutze.com · info@lutze.com

United Kingdom: LÜTZE Ltd.

Unit 3, Sandy Hill Park  
 Sandy Way, Amington · GB-Tamworth, Staffs B77 4DU  
 Tel. +44 (0)1827 31333-0 · Fax +44 (0)1827 31333-2  
 www.lutze.com · sales.gb@lutze.co.uk



SYSTEMATIC TECHNOLOGY