



Identification	Type	REP-0171 1W HTV AC 24 V
	Part-No.	770171

Input

Input voltage range	19.2 V – 28.2 V
Nominal voltage	AC 24 V
Rated current	68.0 mA
Interrupting voltage	<3.6 V
Protection device	varistor
Status Indication	LED green
Power consumption	0.75 VA

Load Side

Contact type	1 change over contact
Min. switching voltage	AC/DC 5 V
Max. switching voltage	AC 400 V / DC 300 V
Min. switching current	AgNi+5 µm HV: AC/DC 2 mA
Max. switching current	AC/DC 16 A
Switching capacity AC 15	3.3 A
Switching capacity DC 13	at 24 V: 2 A; at 115 V: 300 mA; at 230 V: 150 mA
Max. switching capacity	4000 VA
Contact material	AgNi + 5 µm HV
Mechanical service life	>1 × 10 ⁷ operations

20.04.2013 – Subject to technical modification

Part-No. 770171

USA: LUTZE INC.

13330 South Ridge Drive • Charlotte, NC 28273, USA
 Tel. +1 (704) 504-0222 • Fax +1 (704) 504-0223
 www.lutze.com • info@lutze.com

United Kingdom: LÜTZE Ltd.

Unit 3, Sandy Hill Park
 Sandy Way, Amington • GB-Tamworth, Staffs B77 4DU
 Tel. +44 (0)1827 31333-0 • Fax +44 (0)1827 31333-2
 www.lutze.com • sales.gb@lutze.co.uk



SYSTEMATIC TECHNOLOGY

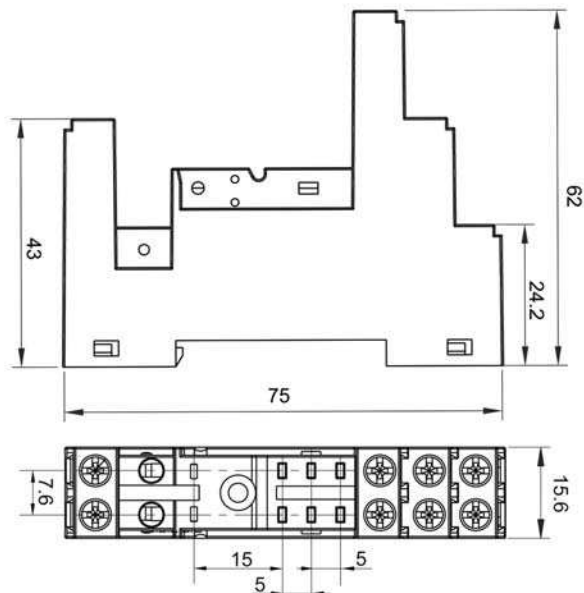
Technical data sheet - Interface Technology

Switch-on delay	15 ms
Switch-off delay	5 ms
Clearance/creep. dist. (control/load side)	Clearance distance: > 10 mm; creepage distance: > 10mm

General

Housing material	PA66+GF V0 (UL)
Protection class	IP 20
Field installation	rail TS 35 (EN 50022)
Insulation voltage input/output	5.0 kV _{eff}
Safe isolation	Yes
Operation temperature range	-40 °C – 70 °C
Storage temperature range	-40 °C – 85 °C
Dimensions (w × h × d)	15.6×75.0×67.0 mm
Weight (kg/piece)	0.062
Approvals	cULus
Termination	Screw terminal: 0.2–4.0 mm ²

Dimensions



20.04.2013 – Subject to technical modification

Part-No. 770171

USA: LUTZE INC.

13330 South Ridge Drive • Charlotte, NC 28273, USA
Tel. +1 (704) 504-0222 • Fax +1 (704) 504-0223
www.lutze.com • info@lutze.com

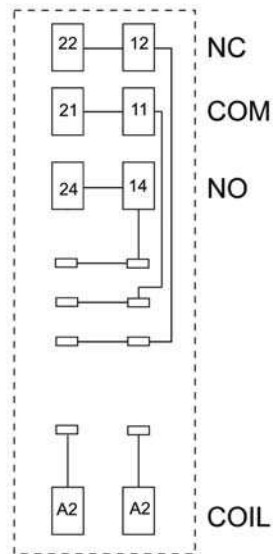
United Kingdom: LÜTZE Ltd.

Unit 3, Sandy Hill Park
Sandy Way, Amington • GB-Tamworth, Staffs B77 4DU
Tel. +44 (0)1827 31333-0 • Fax +44 (0)1827 31333-2
www.lutze.com • sales.gb@lutze.co.uk



SYSTEMATIC TECHNOLOGY

PIN assignment



20.04.2013 – Subject to technical modification

Part-No. 770171

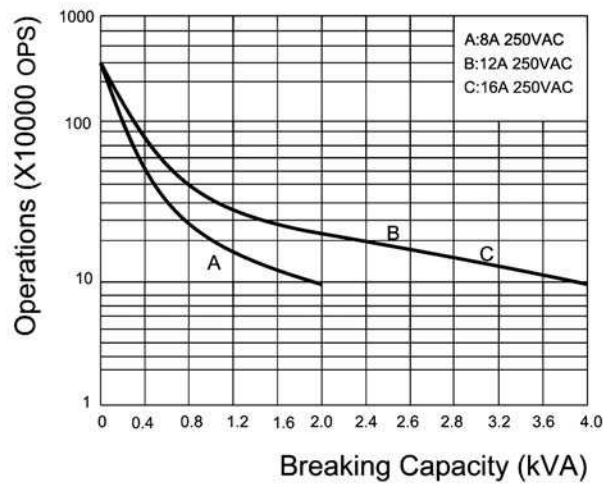
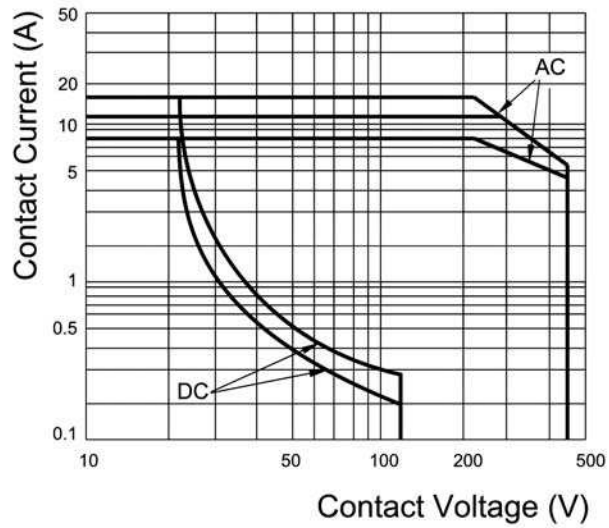
USA: LUTZE INC.

13330 South Ridge Drive • Charlotte, NC 28273, USA
Tel. +1 (704) 504-0222 • Fax +1 (704) 504-0223
www.lutze.com • info@lutze.com

United Kingdom: LÜTZE Ltd.

Unit 3, Sandy Hill Park
Sandy Way, Amington • GB-Tamworth, Staffs B77 4DU
Tel. +44 (0)1827 31333-0 • Fax +44 (0)1827 31333-2
www.lutze.com • sales.gb@lutze.co.uk

Limit curve



Comments

To prevent damage to the gold layer, the stated values should not be exceeded. At higher switching capacity, the gold layer vaporizes. The undercurrent in the housing can result in flashovers between coil - contact.

20.04.2013 – Subject to technical modification

Part-No. 770171

USA: LUTZE INC.

13330 South Ridge Drive · Charlotte, NC 28273, USA
 Tel. +1 (704) 504-0222 · Fax +1 (704) 504-0223
 www.lutze.com · info@lutze.com

United Kingdom: LÜTZE Ltd.

Unit 3, Sandy Hill Park
 Sandy Way, Amington · GB-Tamworth, Staffs B77 4DU
 Tel. +44 (0)1827 31333-0 · Fax +44 (0)1827 31333-2
 www.lutze.com · sales.gb@lutze.co.uk



SYSTEMATIC TECHNOLOGY