



Identification	Type	RE4WHV-0430 AC12
	Part-No.	770430

Input

Nominal voltage	AC 12 V
Power consumption	AC: 1.2 VA
Interrupting voltage	AC: $\geq 0.2 U_n$

Output

Min. switching voltage	AC/DC 5 V
Max. switching voltage	AC/DC 250 V
Min. switching current	AgNi+ 5 μ m HV: AC/DC 2 mA
Max. switching current	AC1: 5 A / 250 V AC, DC1: 5 A / 24 V DC
Switching capacity AC 15	3.3 A
Switching capacity DC 13	24 V: 2 A, 115 V: 300 mA, 230 V: 150 mA
Max. switching capacity	1250 VA
Switching frequency	AC1: 1,200 cycles/hour, without load 18,000 cycles/hour
Mechanical service life	$> 2 \times 10^7$ operations
Switch-on delay	25 ms
Switch-off delay	25 ms
Clearance/creep. dist. (control/load side)	Air clearance: > 1.6 mm, creep clearance: > 3.2 mm
Overvoltage category	III
Pollution degree	3

20.04.2013 – Subject to technical modification

Part-No. 770430

USA: LUTZE INC.

13330 South Ridge Drive · Charlotte, NC 28273, USA
 Tel. +1 (704) 504-0222 · Fax +1 (704) 504-0223
 www.lutze.com · info@lutze.com

United Kingdom: LÜTZE Ltd.

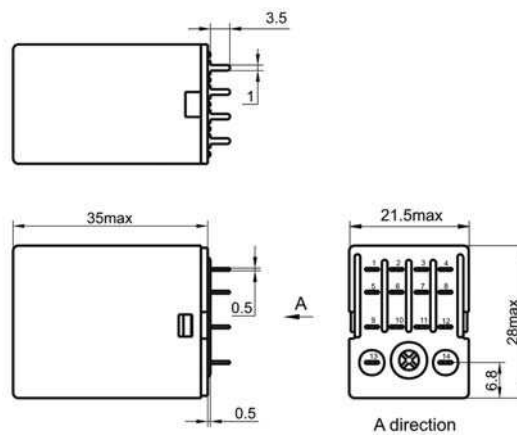
Unit 3, Sandy Hill Park
 Sandy Way, Amington · GB-Tamworth, Staffs B77 4DU
 Tel. +44 (0)1827 31333-0 · Fax +44 (0)1827 31333-2
 www.lutze.com · sales.gb@lutze.co.uk



General

Contact type	4 change over contact
Rated insulation voltage (EN 50178)	AC 250 V (B 250)
Resistor	< 100 mΩ
Contact material	AgNi+5 μm HV
Protection class	IP 40
Protection class	RT1 - dust proof
Shock resistance	10 g
Vibration resistance	5 g, 10...55 Hz
Operation temperature range	-40 °C – 70 °C
Storage temperature range	-40 °C – 85 °C
Dimensions (w × h × d)	28.0×21.2×35.0 mm
Weight (kg/piece)	0.037
Approvals	cULus, TÜV, CQC
Termination	plug-in

Dimensions



20.04.2013 – Subject to technical modification

Part-No. 770430

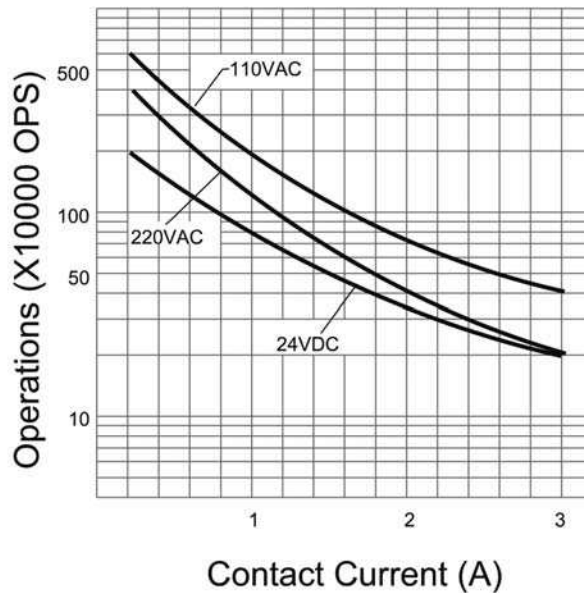
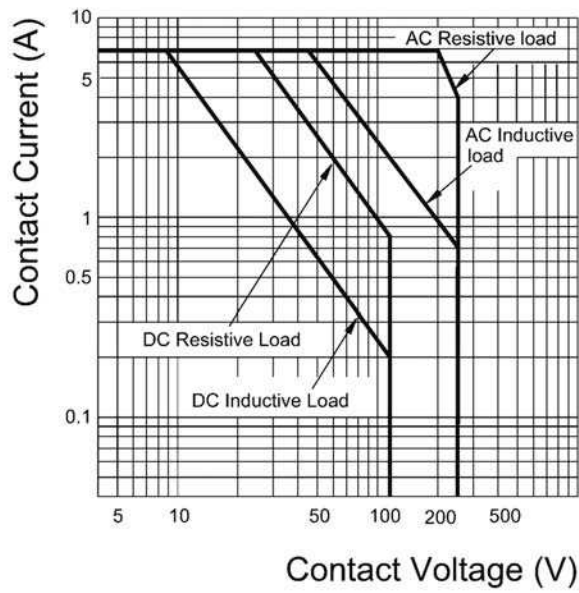
USA: LUTZE INC.

13330 South Ridge Drive • Charlotte, NC 28273, USA
Tel. +1 (704) 504-0222 • Fax +1 (704) 504-0223
www.lutze.com • info@lutze.com

United Kingdom: LÜTZE Ltd.

Unit 3, Sandy Hill Park
Sandy Way, Amington • GB-Tamworth, Staffs B77 4DU
Tel. +44 (0)1827 31333-0 • Fax +44 (0)1827 31333-2
www.lutze.com • sales.gb@lutze.co.uk

Limit curve



Comments

To prevent damage to the gold layer, the stated values should not be exceeded. At higher switching capacity, the gold layer vaporizes. The undercurrent in the housing can result in flashovers between coil - contact.

20.04.2013 – Subject to technical modification

Part-No. 770430

USA: LUTZE INC.

13330 South Ridge Drive • Charlotte, NC 28273, USA

Tel. +1 (704) 504-0222 • Fax +1 (704) 504-0223

www.lutze.com • info@lutze.com

United Kingdom: LÜTZE Ltd.

Unit 3, Sandy Hill Park

Sandy Way, Amington • GB-Tamworth, Staffs B77 4DU

Tel. +44 (0)1827 31333-0 • Fax +44 (0)1827 31333-2

www.lutze.com • sales.gb@lutze.co.uk



SYSTEMATIC TECHNOLOGY