



Identification	Type	REI4-0450 4W AC12V
	Part-No.	770450

Input

Input voltage range	9.6 V – 13.2 V
Nominal voltage	AC 12 V
Rated current	260.0 mA
Interrupting voltage	<3.6 V
Protection device	Varistor
Status Indication	LED green
Power consumption	1.2 VA

Load Side

Contact type	4 change over contact
Min. switching voltage	AC/DC 5 V
Max. switching voltage	AC/DC 250 V
Min. switching current	AgNi: AC/DC 5 mA
Max. switching current	AC/DC 5 A
Switching capacity AC 15	at 24 V: 2.5 A, at 230 V: 1.5 A
Switching capacity DC 13	at 24 V: 1.8A, at 115 V: 300 mA, at 230 V: 150 mA
Max. switching capacity	1250 VA
Contact material	AgNi
Mechanical service life	>2 x 10 ⁷ operations

03.04.2016 – Subject to technical modification

Part-No. 770450

USA: LUTZE INC.

13330 South Ridge Drive • Charlotte, NC 28273, USA
 Tel. +1 (704) 504-0222 • Fax +1 (704) 504-0223
 www.lutze.com • info@lutze.com

United Kingdom: LUTZE Ltd.

Unit 3, Sandy Hill Park
 Sandy Way, Amington • GB-Tamworth, Staffs B77 4DU
 Tel. +44 (0)1827 31333-0 • Fax +44 (0)1827 31333-2
 www.lutze.com • sales.gb@lutze.co.uk



SYSTEMATIC TECHNOLOGY

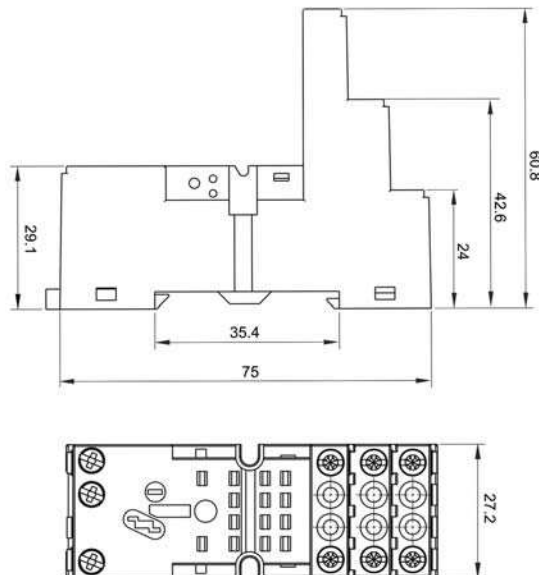
Technical data sheet • Interface Technology

Switch-on delay	25 ms
Switch-off delay	25 ms
Clearance/creep. dist. (control/load side)	Air clearance: >2 mm, creep clearance: >3 mm

General

Housing material	PA 66+GF V0 (UL)
Protection class	IP 20
Field installation	rail TS 35 (EN 50022)
Insulation voltage input/output	1.5 kV _{eff}
Safe isolation	yes
Operation temperature range	-40 °C – 70 °C
Storage temperature range	-40 °C – 85 °C
Dimensions (w × h × d)	27.2 × 75.0 × 82.0 mm
Weight (kg/piece)	0.108
Approvals	UL, CSA
Termination	Screw terminal: 0.2–4.0 mm ²

Dimensions



03.04.2016 – Subject to technical modification

Part-No. 770450

USA: LUTZE INC.

13330 South Ridge Drive • Charlotte, NC 28273, USA
Tel. +1 (704) 504-0222 • Fax +1 (704) 504-0223
www.lutze.com • info@lutze.com

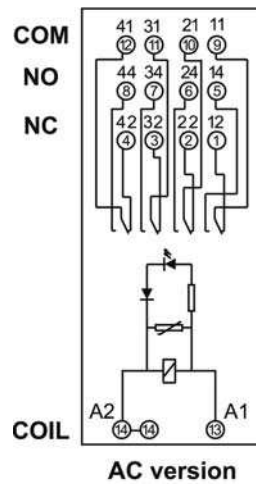
United Kingdom: LUTZE Ltd.

Unit 3, Sandy Hill Park
Sandy Way, Amington • GB-Tamworth, Staffs B77 4DU
Tel. +44 (0)1827 31333-0 • Fax +44 (0)1827 31333-2
www.lutze.com • sales.gb@lutze.co.uk



SYSTEMATIC TECHNOLOGY

PIN assignment



03.04.2016 – Subject to technical modification

Part-No. 770450

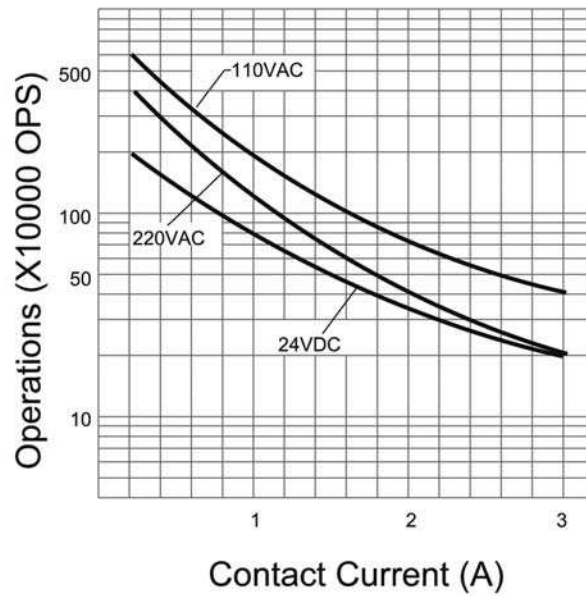
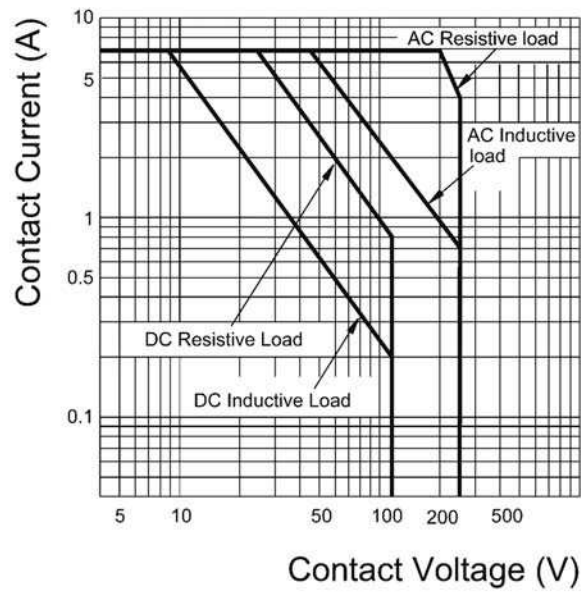
USA: LUTZE INC.

13330 South Ridge Drive • Charlotte, NC 28273, USA
Tel. +1 (704) 504-0222 • Fax +1 (704) 504-0223
www.lutze.com • info@lutze.com

United Kingdom: LUTZE Ltd.

Unit 3, Sandy Hill Park
Sandy Way, Amington • GB-Tamworth, Staffs B77 4DU
Tel. +44 (0)1827 31333-0 • Fax +44 (0)1827 31333-2
www.lutze.com • sales.gb@lutze.co.uk

Limit curve



Comments

Part-No. 770470–770477:

Hard gold-plated contacts: So that the gold layer is not damaged, the specified values are not permitted to be exceeded. At higher switching capacity, the gold layer vaporizes. The deposition in the housing can lead to sparkovers between the coil and contact.

03.04.2016 – Subject to technical modification

Part-No. 770450

USA: LUTZE INC.

13330 South Ridge Drive • Charlotte, NC 28273, USA
 Tel. +1 (704) 504-0222 • Fax +1 (704) 504-0223
 www.lutze.com • info@lutze.com

United Kingdom: LUTZE Ltd.

Unit 3, Sandy Hill Park
 Sandy Way, Amington • GB-Tamworth, Staffs B77 4DU
 Tel. +44 (0)1827 31333-0 • Fax +44 (0)1827 31333-2
 www.lutze.com • sales.gb@lutze.co.uk



SYSTEMATIC TECHNOLOGY