



Identification	Type	REI2-0570 2W HTV AC 12 V
	Part-No.	770570

Input	
Input voltage range	9.6 V – 13.2 V
Nominal voltage	AC 12 V
Rated current	260.0 mA
Interrupting voltage	<3.6 V
Protection device	varistor
Status Indication	LED green
Power consumption	1.2 VA

Load Side	
Contact type	2 change over contact
Min. switching voltage	AC/DC 5 V
Max. switching voltage	AC/DC 250 V
Min. switching current	AgNi: AC/DC 5mA; AgNi+5µm HV: AC/DC 2mA
Max. switching current	AC/DC 7 A
Switching capacity AC 15	at 24 V: 2.5 A; at 230 V: 1.5 A
Switching capacity DC 13	at 24 V: 1.8A; at 115 V: 300 mA, at 230 V: 150 mA
Max. switching capacity	1750 VA
Contact material	AgNi or AgNi + 5 µm HV
Mechanical service life	>2 x 10 ⁷ operations

20.04.2013 – Subject to technical modification

Part-No. 770570

USA: LUTZE INC.

13330 South Ridge Drive • Charlotte, NC 28273, USA
 Tel. +1 (704) 504-0222 • Fax +1 (704) 504-0223
 www.lutze.com • info@lutze.com

United Kingdom: LÜTZE Ltd.

Unit 3, Sandy Hill Park
 Sandy Way, Amington • GB-Tamworth, Staffs B77 4DU
 Tel. +44 (0)1827 31333-0 • Fax +44 (0)1827 31333-2
 www.lutze.com • sales.gb@lutze.co.uk



SYSTEMATIC TECHNOLOGY

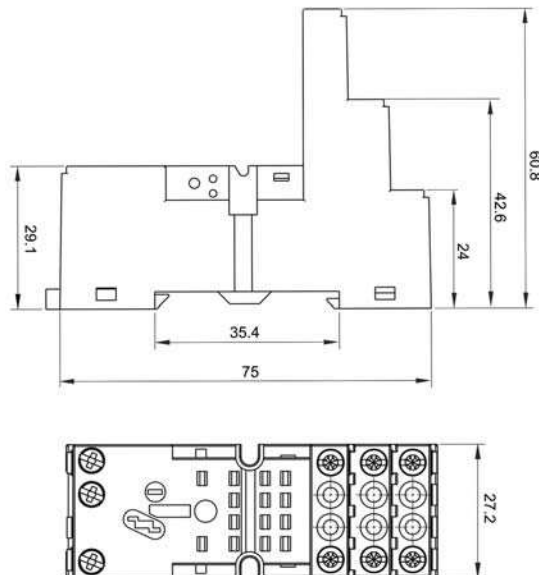
Technical data sheet - Interface Technology

Switch-on delay	25 ms
Switch-off delay	25 ms
Clearance/creep. dist. (control/load side)	Clearance distance: > 2 mm; creepage distance: > 3mm

General

Housing material	PA 66+GF V0 (UL)
Protection class	IP 20
Field installation	rail TS 35 (EN 50022)
Insulation voltage input/output	1.5 kV _{eff}
Safe isolation	yes
Operation temperature range	-40 °C – 70 °C
Storage temperature range	-40 °C – 85 °C
Dimensions (w × h × d)	27.2×75.0×82.0 mm
Weight (kg/piece)	0.097
Approvals	UL, CSA
Termination	Screw terminal: 0.2–4.0 mm ²

Dimensions



20.04.2013 – Subject to technical modification

Part-No. 770570

USA: LUTZE INC.

13330 South Ridge Drive • Charlotte, NC 28273, USA
Tel. +1 (704) 504-0222 • Fax +1 (704) 504-0223
www.lutze.com • info@lutze.com

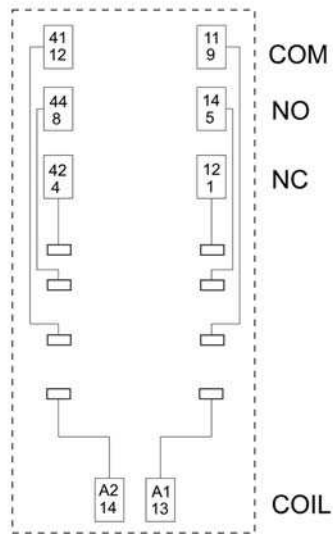
United Kingdom: LÜTZE Ltd.

Unit 3, Sandy Hill Park
Sandy Way, Amington • GB-Tamworth, Staffs B77 4DU
Tel. +44 (0)1827 31333-0 • Fax +44 (0)1827 31333-2
www.lutze.com • sales.gb@lutze.co.uk



SYSTEMATIC TECHNOLOGY

PIN assignment



20.04.2013 – Subject to technical modification

Part-No. 770570

USA: LUTZE INC.

13330 South Ridge Drive • Charlotte, NC 28273, USA
Tel. +1 (704) 504-0222 • Fax +1 (704) 504-0223
www.lutze.com • info@lutze.com

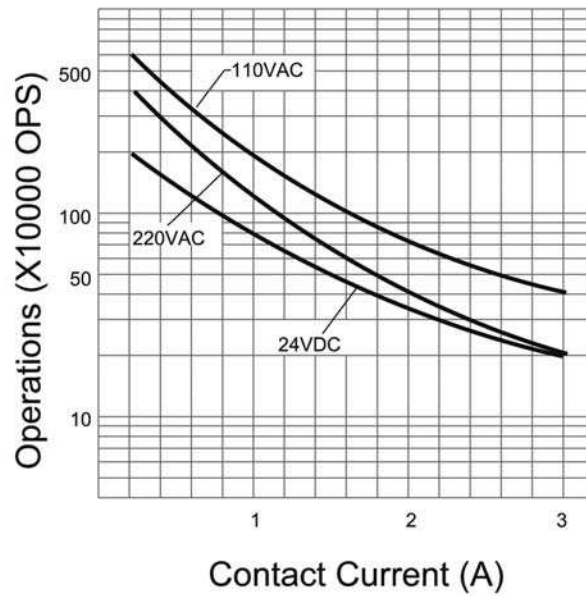
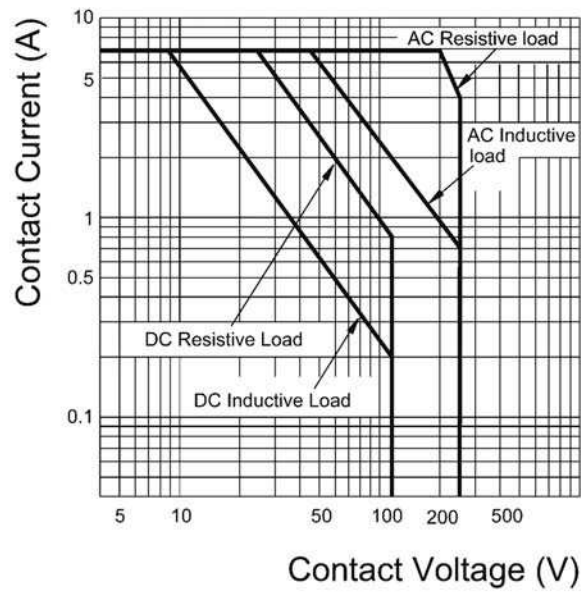
United Kingdom: LÜTZE Ltd.

Unit 3, Sandy Hill Park
Sandy Way, Amington • GB-Tamworth, Staffs B77 4DU
Tel. +44 (0)1827 31333-0 • Fax +44 (0)1827 31333-2
www.lutze.com • sales.gb@lutze.co.uk



SYSTEMATIC TECHNOLOGY

Limit curve



Accessories

20.04.2013 – Subject to technical modification

Part-No. 770570

USA: LUTZE INC.

13330 South Ridge Drive • Charlotte, NC 28273, USA

Tel. +1 (704) 504-0222 • Fax +1 (704) 504-0223

www.lutze.com • info@lutze.com

United Kingdom: LÜTZE Ltd.

Unit 3, Sandy Hill Park

Sandy Way, Amington • GB-Tamworth, Staffs B77 4DU

Tel. +44 (0)1827 31333-0 • Fax +44 (0)1827 31333-2

www.lutze.com • sales.gb@lutze.co.uk



SYSTEMATIC TECHNOLOGY

Technical data sheet - Interface Technology

Accessories	Colour	Article number	Type	PU
Relay socket		770903	RES2W-0903	10
Backup relay AC 12V		770510	RE2W-0510 AC12	10
Backup relay AC 12V HV		770530	RE2WHV-0530 AC12	10
Backup relay AC 24V		770511	RE2W-0511 AC24	10
Backup relay AC 24V HV		770531	RE2WHV-0531 AC24	10
Backup relay AC 120V		770516	RE2W-0516 AC120	10
Backup relay AC 120V HV		770536	RE2WHV-0536 AC120	10
Backup relay 230 V		770517	RE2W-0517 AC230	10
Backup relay AC 230V HV		770537	RE2WHV-0537 AC230	10
Protecting module A AC 6-24V		770913	PM91G-0913	10
Protecting module AC/ DC 110V – 230V		770917	PM93G-0917	10
Plate		770907	REM WT-0907	10
Jumper comb 10A	black	770909	REI-0909	10

Comments

Part-No.

Hard gold-plated contacts: So that the gold layer is not damaged, the specified values are not permitted to be exceeded. At higher switching capacity, the gold layer vaporizes. The deposition in the housing can lead to sparkovers between the coil and contact.

20.04.2013 – Subject to technical modification

Part-No. 770570

USA: LUTZE INC.

13330 South Ridge Drive • Charlotte, NC 28273, USA
Tel. +1 (704) 504-0222 • Fax +1 (704) 504-0223
www.lutze.com • info@lutze.com

United Kingdom: LÜTZE Ltd.

Unit 3, Sandy Hill Park
Sandy Way, Amington • GB-Tamworth, Staffs B77 4DU
Tel. +44 (0)1827 31333-0 • Fax +44 (0)1827 31333-2
www.lutze.com • sales.gb@lutze.co.uk



SYSTEMATIC TECHNOLOGY