

Identification	Type	RE2WHV-0927 AC12
	Part-No.	770927
Input		
Nominal voltage	AC 12 V	
Power consumption	AC: 0.75 VA	
Interrupting voltage	AC: $\geq 0.15 U_n$	
Output		
Min. switching voltage	AC/DC 5 V	
Max. switching voltage	AC 400 V / DC 300 V	
Min. switching current	AgNi+ 5 μ m HV: AC/DC 2 mA	
Max. switching current	AC1: 8 A / 250 V AC, DC1: 8 A / 24 V DC	
Switching capacity AC 15	3.3 A	
Switching capacity DC 13	24 V: 2 A, 115 V: 300 mA, 230 V: 150 mA	
Max. switching capacity	2000 VA	
Switching frequency	AC1: 600 cycles/hour, without load 72,000 cycles/hour	
Mechanical service life	$> 3 \times 10^7$ operations	
Switch-on delay	15 ms	
Switch-off delay	8 ms	
Clearance/creep. dist. (control/load side)	> 10 mm	
Overvoltage category	III	
Pollution degree	3	

20.04.2013 – Subject to technical modification

Part-No. 770927

USA: LUTZE INC.

13330 South Ridge Drive • Charlotte, NC 28273, USA
 Tel. +1 (704) 504-0222 • Fax +1 (704) 504-0223
 www.lutze.com • info@lutze.com

United Kingdom: LÜTZE Ltd.

Unit 3, Sandy Hill Park
 Sandy Way, Amington • GB-Tamworth, Staffs B77 4DU
 Tel. +44 (0)1827 31333-0 • Fax +44 (0)1827 31333-2
 www.lutze.com • sales.gb@lutze.co.uk

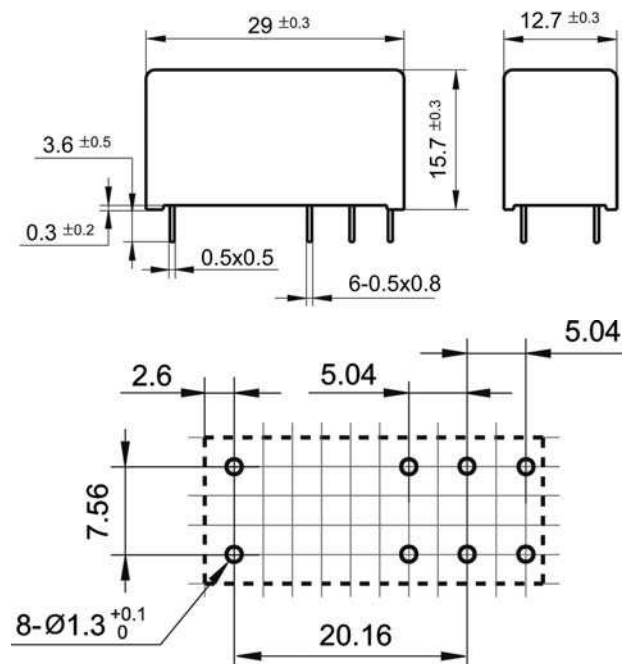


Technical data sheet - Interface Technology

General

Contact type	2 change over contact
Rated insulation voltage (EN 50178)	AC 400 V (C 250/ B 400)
Resistor	< 100 mΩ
Contact material	AgNi+5 μm HV
Protection class	IP 40
Protection class	RTII - flux-tight
Shock resistance	10 g
Vibration resistance	10 g, 10...150 Hz
Safe isolation	yes
Operation temperature range	-40 °C – 70 °C
Storage temperature range	-40 °C – 85 °C
Dimensions (w × h × d)	29.0×15.7×12.7 mm
Weight (kg/piece)	0.014
Approvals	UL, CSA, VDE
Termination	plug-in

Dimensions



20.04.2013 – Subject to technical modification

Part-No. 770927

USA: LUTZE INC.

13330 South Ridge Drive • Charlotte, NC 28273, USA

Tel. +1 (704) 504-0222 • Fax +1 (704) 504-0223

www.lutze.com • info@lutze.com

United Kingdom: LÜTZE Ltd.

Unit 3, Sandy Hill Park

Sandy Way, Amington • GB-Tamworth, Staffs B77 4DU

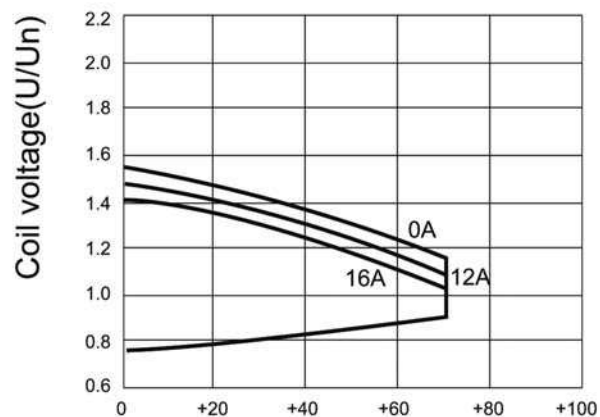
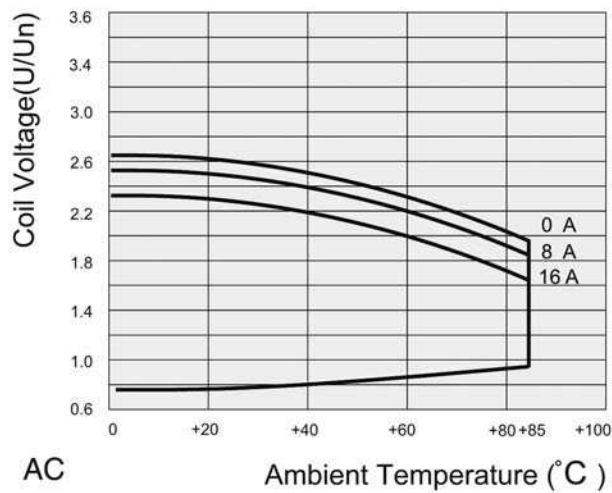
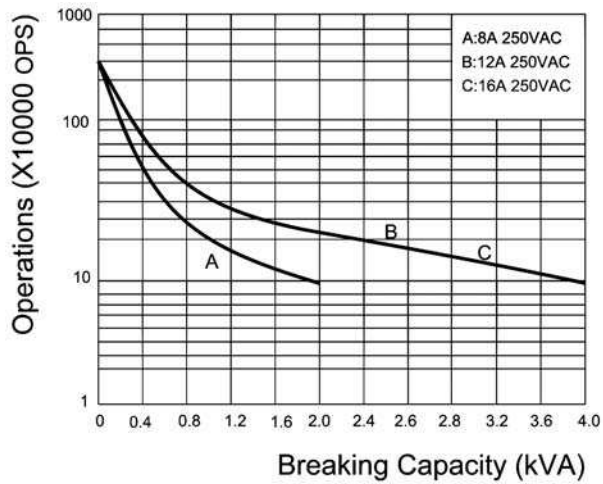
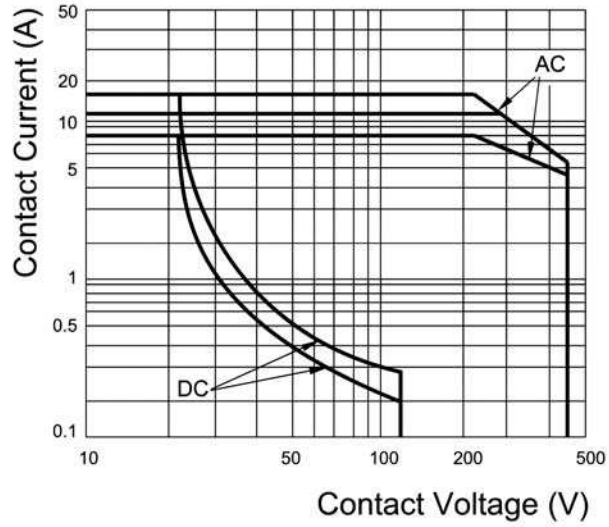
Tel. +44 (0)1827 31333-0 • Fax +44 (0)1827 31333-2

www.lutze.com • sales.gb@lutze.co.uk



SYSTEMATIC TECHNOLOGY

Limit curve



20.04.2013 – Subject to technical modi

Part-No. 770927

USA: LUTZE INC.

13330 South Ridge Drive · Charlotte, NC 28273
 Tel. +1 (704) 504-0222 · Fax +1 (704) 504-0222
 www.lutze.com · info@lutze.com

United Kingdom: LÜTZE Ltd.

Unit 3, Sandy Hill Park

Sandy Way, Amington · GB-Tamworth, Staffs B
 Tel. +44 (0)1827 31333-0 · Fax +44 (0)1827 31
 www.lutze.com · sales.gb@lutze.co.uk

Comments

To prevent damage to the gold layer, the stated values should not be exceeded.
At higher switching capacity, the gold layer vaporizes. The undercurrent in the housing can result in flashovers between coil - contact.

20.04.2013 – Subject to technical modification

Part-No. 770927

USA: LUTZE INC.

13330 South Ridge Drive • Charlotte, NC 28273, USA

Tel. +1 (704) 504-0222 • Fax +1 (704) 504-0223

www.lutze.com • info@lutze.com

United Kingdom: LÜTZE Ltd.

Unit 3, Sandy Hill Park

Sandy Way, Amington • GB-Tamworth, Staffs B77 4DU

Tel. +44 (0)1827 31333-0 • Fax +44 (0)1827 31333-2

www.lutze.com • sales.gb@lutze.co.uk



SYSTEMATIC TECHNOLOGY