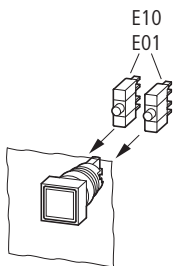
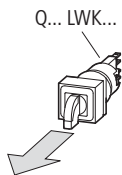
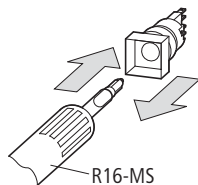
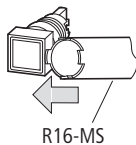
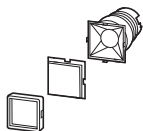


RMQ16

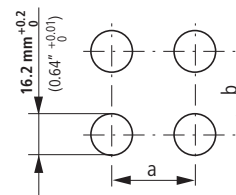
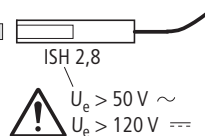
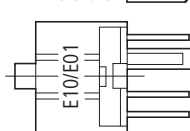
IND.CONT.
EQ.

340B



RMQ16

2.8 u 0.8



	a	b	a	b
	[mm]		[inch]	
Q18...	≧ 18	≧ 18	≧ 0.71	≧ 0.71
Q25...	≧ 25	≧ 25	≧ 0.98	≧ 0.98