



Powering Business Worldwide

07/16 IL05301003Z (P20773)

Instruction Leaflet  
Montageanweisung  
Notice d'installation  
Instrucciones de montaje  
Istruzioni per il montaggio  
安装说明

Инструкция по монтажу  
Montagehandleiding  
Montagevejledning  
Οδηγίες εγκατάστασης  
Instruções de montagem  
Monteringsanvisning

Asennusohje  
Návod k montáži  
Paigaldusjuhend  
Szerelési utasítás  
Montāžas instrukcija  
Montavimo instrukcija

Instrukcja montażu  
Navodila za montažo  
Návod na montáž  
Μонтажни инструкции  
Instrucțiuni de montaj  
Upute za montažu



**(en) Electric current! Danger to life!**  
Only skilled or instructed persons may carry out the following operations.

**(de) Lebensgefahr durch elektrischen Strom!**

Nur Elektrofachkräfte und elektrotechnisch unterwiesene Personen dürfen die im Folgenden beschriebenen Arbeiten ausführen.

**(fr) Tension électrique dangereuse !**

Seules les personnes qualifiées et averties doivent exécuter les travaux ci-après.

**(es) ¡Corriente eléctrica! ¡Peligro de muerte!**

El trabajo a continuación descrito debe ser realizado por personas cualificadas y advertidas.

**(it) Tensione elettrica: Pericolo di morte!**

Solo persone abilitate e qualificate possono eseguire le operazioni di seguito riportate.

**(zh) 触电危险!**

只允许专业人员和受过专业训练的人员进行下列工作。

**(ru) Электрический ток! Опасно для жизни!**

Только специалисты или проинструктированные лица могут выполнять следующие операции.

**(nl) Levensgevaar door elektrische stroom!**

Uitsluitend deskundigen in elektriciteit en elektrotechnisch geïnstrueerde personen is het toegestaan, de navolgend beschreven werkzaamheden uit te voeren.

**(da) Livsfare på grund af elektrisk strøm!**

Kun uddannede el-installatører og personer der er instruerede i elektrotekniske arbejdsopgaver, må udføre de nedenfor anførte arbejder.

**(el) Προσοχή, κίνδυνος ηλεκτροπληξίας!**

Οι εργασίες που αναφέρονται στη συνέχεια θα πρέπει να εκτελούνται μόνο από ηλεκτρολόγους και ηλεκτροτεχνίτες.

**(pt) Perigo de vida devido a corrente eléctrica!**

Apenas electricistas e pessoas com formação electrotécnica podem executar os trabalhos que a seguir se descrevem.

**(sv) Livsfara genom elektrisk ström!**

Endast utbildade elektriker och personer som undervisats i elektroteknik får utföra de arbeten som beskrivs nedan.

**(fi) Hengenvaarallinen jännite!**

Vain pätevät sähköasentajat ja opastusta saaneet henkilöt saavat suorittaa seuraavat työt.

**(cs) Nebezpečí úrazu elektrickým proudem!**

Níže uvedené práce smějí provádět pouze osoby s elektrotechnickým vzděláním.

**(et) Eluhtlik! Elektrilöögioht!**

Järgnevalt kirjeldatud töid tohib teostada ainult elektriala spetsialist või elektrotehnilise instrueerimise läbinud personal.

**(hu) Életveszély az elektromos áram révén!**

Csak elektromos szakemberek és elektrotechnikában képzett személyek végezhetik el a következőkben leírt munkákat.

**(lv) Elektriskā strāva apdraud dzīvību!**

Tālāk aprakstītos darbus drīkst veikt tikai elektrospeciālisti un darbam ar elektrotehnikām iekārtām instruētās personas!

**(lt) Pavojus gyvybei dėl elektrosrovės!**

Tik elektrikai ir elektrotechnikos specialistai gali atlikti žemiau aprašytus darbus.

**(pl) Porażenie prądem elektrycznym stanowi zagrożenie dla życia!**

Opisane poniżej prace mogą przeprowadzać tylko wykwalifikowani elektrycy oraz osoby odpowiednio poinstruowane w zakresie elektrotechniki.

**(sl) Življenjska nevarnost zaradi električnega toka!**

Spodaj opisana dela smejo izvajati samo elektrostrokovnjaki in elektrotehnično poučene osebe.

**(sk) Nebezpečenstvo ohrozenia života elektrickým prúdom!**

Práce, ktoré sú nižšie opísané, smú vykonávať iba elektroodborníci a osoby s elektrotechnickým vzdelaním.

**(bg) Опасност за живота от електрически ток!**

Операциите, описани в следващите раздели, могат да се извършват само от специалисти-електротехници и инструктиран електротехнически персонал.

**(ro) Atenție! Pericol electric!**

Toate lucrările descrise trebuie efectuate numai de personal de specialitate calificat și de persoane cu cunoștințe profunde în electrotehnică.

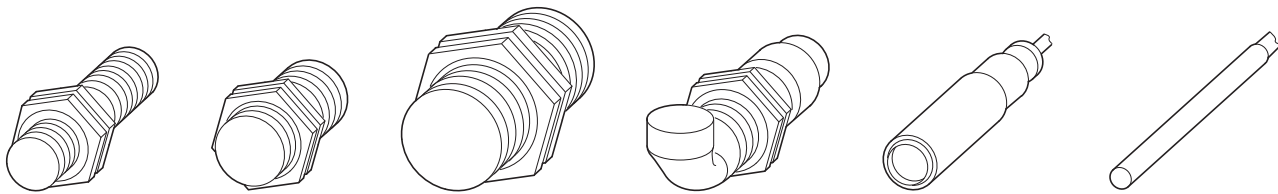
**(hr) Opasnost po život uslijed električne struje!**

Radove opisane u nastavku smiju obavljati samo stručni električari i osobe koje su prošle elektrotehničku obuku.

## Premium Plus Series Inductive Sensors

### +Short, +Miniature

E57...



Ø				
	[mm]	[in]	[Nm]	[lb-in]
M8	13	0.51	5.5	48.7
M12	17	0.67	5.5	48.7
M18	24	0.94	20	177
M30	36	1.42	41	362.9

2 m (6.56 ft)  
Cable

M12 x 1  
Micro

M8  
Nano

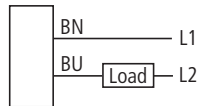
7/8"  
Mini



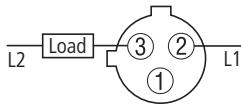
AC/DC  
AC

NO + NC

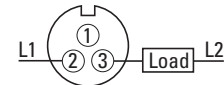
E57...A2, E57...A2E,  
E57...A4, E57...A4E



E57...A2SA, E57...A4SA  
E57...A2EA, E57...A4EA



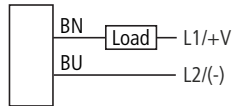
-




AC/DC

E57...A2..., E57...A2E...

NO + NC  
(NPN)



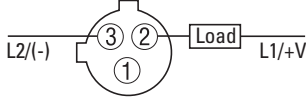
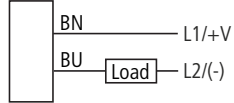
E57...A2...A, E57...A4...



-

-

NO + NC  
(PNP)



-

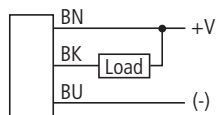
-



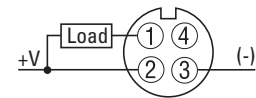
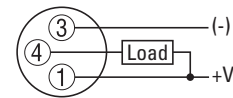
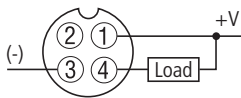
DC

E57LAL...  
E57RAL...  
E57SAL...  
E57EAL...

NO (NPN)

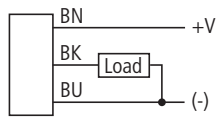


E57...T110...D

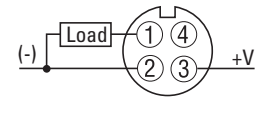
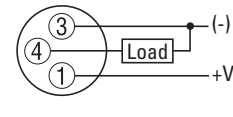
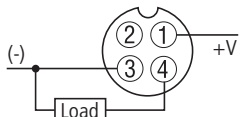


E57...T111, E57...T111E,  
E57...T111...P

NO (PNP)



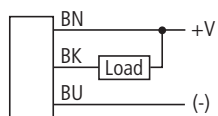
E57...T111...D



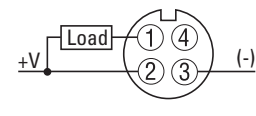
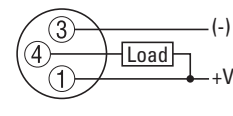
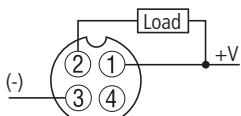
E57LBL...  
E57RBL...  
E57SBL...  
E57EBL...

NC (NPN)

E57...T110, E57...T110E,  
E57...T110...P

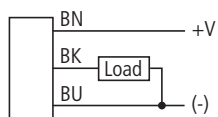


E57...T110...D

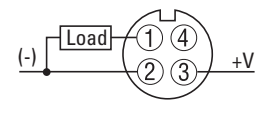
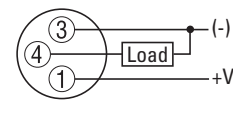
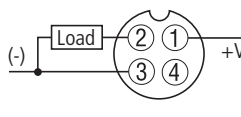


E57...T111, E57...T111E,  
E57...T111...P

NC (PNP)



E57...T111...D



→ DIN IEC 304, DIN IEC 757

BK	0
BN	1
BU	6
GNYE	54

07/16 IL05301003Z (P20773)

# E57 Premium+ Series Sensors

(en) Dimensions

(zh) 尺寸和重量

(pt) Medições

(hu) Méretek

(sk) Rozmery

(de) Abmessungen

(ru) Размеры

(sv) Dimensioner

(lv) Izmēri

(bg) Размери

(fr) Encombresments

(nl) Afmetingen

(fi) Mitat

(lt) Matmenys

(ro) Dimensiuni

(es) Dimensiones

(da) Mål

(cs) Rozměry

(pl) Wymiary

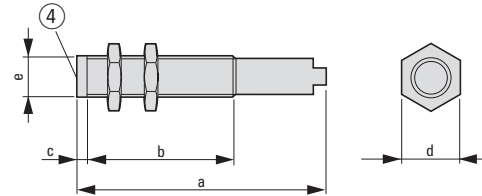
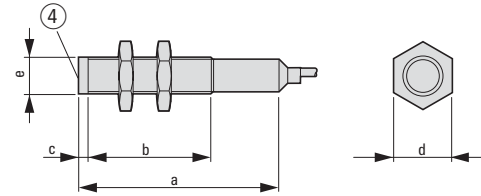
(hr) Dimenzije






(it) Dimensioni

(el) Διαστάσεις

(et) Mõõtmed

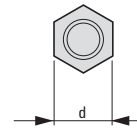
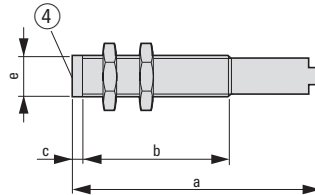
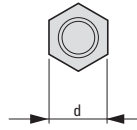
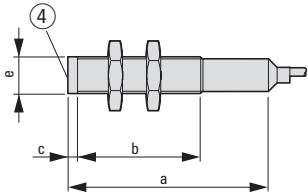
(sl) Dimenzije






mm (in)		a	b	c	d	e		
	<b>AC Cable</b>							
	Ø 12	①	62.4 (2.46)	50.3 (1.98)	–	16.8 (0.67)	M12 x 1	
		②	72.8 (2.87)	57.9 (2.28)	1.62 (0.06)	16.8 (0.67)	M12 x 1	
		③	72.7 (2.87)	50.3 (1.98)	9.14 (0.36)	16.8 (0.67)	M12 x 1	
	Ø 18	①	64.5 (2.54)	50.9 (2.00)	–	23.8 (0.94)	M18 x 1	
		②	66.1 (2.60)	48.2 (1.90)	2.54 (0.10)	23.8 (0.94)	M18 x 1	
		③	66.0 (2.60)	37.2 (1.47)	14.1 (0.56)	23.8 (0.94)	M18 x 1	
	Ø 30	①	69.3 (2.73)	50.3 (1.98)	–	35.9 (1.41)	M30 x 1.5	
		②	67.8 (2.67)	48.2 (1.90)	3.30 (0.13)	35.9 (1.41)	M30 x 1.5	
		③	69.3 (2.73)	37.8 (1.49)	13.26 (0.52)	35.9 (1.41)	M30 x 1.5	
		<b>AC Micro Connector M12 x 1</b>						
		Ø 12	①	68.4 (2.69)	50.3 (1.98)	–	16.8 (0.67)	M12 x 1
②			77.2 (3.04)	57.9 (2.28)	1.62 (0.06)	16.8 (0.67)	M12 x 1	
③			77.7 (3.06)	50.3 (1.98)	9.14 (0.36)	9.14 (0.36)	M12 x 1	
Ø 18		①	69.06 (2.72)	50.9 (2.00)	–	23.8 (0.94)	M18 x 1	
		②	69.1 (2.72)	48.2 (1.90)	2.54 (0.10)	23.8 (0.94)	M18 x 1	
		③	69.4 (2.74)	37.2 (1.47)	14.1 (0.56)	23.8 (0.94)	M18 x 1	
Ø 30		①	73.8 (2.91)	50.3 (1.98)	–	35.9 (1.41)	M30 x 1.5	
		②	70.6 (2.78)	48.2 (1.90)	3.30 (0.13)	35.9 (1.41)	M30 x 1.5	
		③	73.8 (2.91)	37.8 (1.49)	13.26 (0.52)	35.9 (1.41)	M30 x 1.5	
		<b>AC Mini Connector 7/8"</b>						
		Ø 18	①	86.1 (3.39)	50.8 (2.00)	0.5 (0.02)	23.8 (0.94)	M18 x 1
	②		86.1 (3.39)	48.2 (1.90)	2.54 (0.10)	23.8 (0.94)	M18 x 1	
	③		86.1 (3.39)	37.0 (1.46)	14.5 (0.57)	23.8 (0.94)	M18 x 1	
	Ø 30	①	86.1 (3.39)	53.3 (2.1)	0.8 (0.03)	35.9 (1.41)	M30 x 1.5	
		②	87.4 (3.44)	48.2 (1.90)	3.30 (0.13)	35.9 (1.41)	M30 x 1.5	
③		86.1 (3.39)	39.4 (1.55)	14.0 (0.55)	35.9 (1.41)	M30 x 1.5		
	<b>AC/DC Cable</b>							
	Ø 12	①	62.4 (2.45)	50.3 (1.98)	–	16.8 (0.67)	M12 x 1	
		③	62.4 (2.45)	45.8 (1.80)	5 (0.20)	16.8 (0.67)	M12 x 1	
	Ø 18	①	64.5 (2.54)	50.9 (2.00)	–	23.8 (0.94)	M18 x 1	
		③	64.5 (2.54)	44.4 (1.75)	7 (0.28)	23.8 (0.94)	M18 x 1	
	Ø 30	①	69.3 (2.72)	50.3 (1.98)	–	35.9 (1.41)	M30 x 1.5	
		③	69.3 (2.72)	37.8 (1.49)	13.26 (0.52)	35.9 (1.41)	M30 x 1.5	
		<b>AC/DC Micro Connector M12 x 1</b>						
		Ø 12	①	68.4 (2.69)	50.3 (1.98)	–	16.8 (0.67)	M12 x 1
			③	68.4 (2.69)	45.8 (1.80)	5 (0.20)	16.8 (0.67)	M12 x 1
		Ø 18	①	69.06 (2.72)	50.9 (2.00)	–	23.8 (0.94)	M18 x 1
			③	69.06 (2.72)	44.4 (1.75)	7 (0.28)	23.8 (0.94)	M18 x 1
Ø 30		①	73.8 (2.91)	50.3 (1.98)	–	35.9 (1.41)	M30 x 1.5	
		③	73.8 (2.91)	37.8 (1.49)	13.26 (0.52)	35.9 (1.41)	M30 x 1.5	

07/16 IL05301003Z (P20773)

# E57 Premium+ Series Sensors

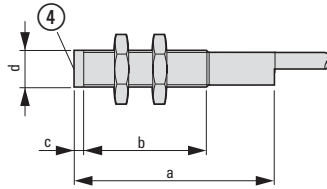


mm (in)			a	b	c	d	e
 <b>DC Cable</b>	Ø 12	①	62.4 (2.46)	50.3 (1.98)	–	16.8 (0.67)	M12 x 1
		②	72.8 (2.87)	57.9 (2.28)	1.62 (0.06)	16.8 (0.67)	M12 x 1
		③	72.7 (2.87)	50.3 (1.98)	9.14 (0.36)	16.8 (0.67)	M12 x 1
	Ø 18	①	64.5 (2.54)	50.9 (2.00)	–	23.8 (0.94)	M18 x 1
		②	66.1 (2.60)	48.2 (1.90)	2.54 (0.10)	23.8 (0.94)	M18 x 1
		③	66.0 (2.60)	37.2 (1.47)	14.1 (0.56)	23.8 (0.94)	M18 x 1
	Ø 30	①	69.3 (2.73)	50.3 (1.98)	–	35.9 (1.41)	M30 x 1.5
		②	67.8 (2.67)	48.2 (1.90)	3.30 (0.13)	35.9 (1.41)	M30 x 1.5
		③	69.3 (2.73)	37.8 (1.49)	13.26 (0.52)	35.9 (1.41)	M30 x 1.5
 <b>DC Micro Connector M12 x 1</b>	Ø 12	①	68.7 (2.71)	50.3 (1.98)	–	16.8 (0.67)	M12 x 1
		②	77.2 (3.04)	57.9 (2.28)	1.62 (0.06)	16.8 (0.67)	M12 x 1
		③	77.7 (3.06)	50.9 (1.98)	9.14 (0.36)	16.8 (0.67)	M12 x 1
	Ø 18	①	69.3 (2.73)	50.9 (2.00)	–	23.8 (0.94)	M18 x 1
		②	69.1 (2.72)	48.2 (1.90)	2.54 (0.10)	23.8 (0.94)	M18 x 1
		③	69.4 (2.74)	37.2 (1.47)	14.1 (0.56)	23.8 (0.94)	M18 x 1
	Ø 30	①	74.1 (2.92)	50.3 (1.98)	–	35.9 (1.41)	M30 x 1.5
		②	70.6 (2.78)	48.2 (1.90)	3.30 (0.13)	35.9 (1.41)	M30 x 1.5
		③	74.1 (2.92)	37.8 (1.49)	13.26 (0.52)	35.9 (1.41)	M30 x 1.5
 <b>DC Mini Connector 7/8"</b>	Ø 18	①	86.1 (3.39)	50.8 (2.00)	0.5 (0.02)	23.8 (0.94)	M18 x 1
		②	86.0 (3.39)	48.2 (1.90)	2.54 (0.10)	23.8 (0.94)	M18 x 1
		③	86.1 (3.39)	37.0 (1.46)	14.5 (0.57)	23.8 (0.94)	M18 x 1
	Ø 30	①	86.1 (3.39)	2.1 (53.3)	0.8 (0.03)	35.9 (1.41)	M30 x 1.5
		②	87.4 (3.44)	48.2 (1.90)	3.30 (0.13)	35.9 (1.41)	M30 x 1.5
		③	86.1 (3.39)	39.4 (1.55)	14.0 (0.55)	35.9 (1.41)	M30 x 1.5

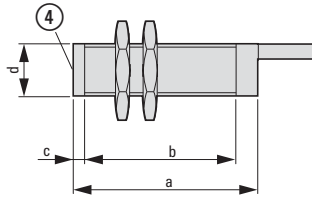
07/16 IL05301003Z (P20773)

# E57 Premium+ Series Short Barrel Sensors

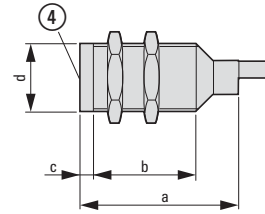
Ø 12






Ø 18



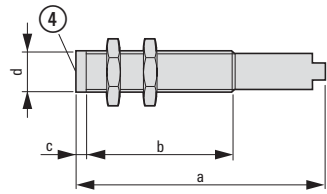
Ø 30



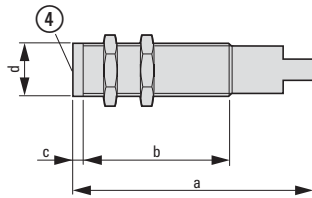
mm (in)

		a	b	c	d	
	<b>AC Cable</b>					
	Ø 12	①	51.7 (2.04)	39.6 (1.56)	0.5 (0.02)	M12 x 1
		③	51.7 (2.04)	35.1 (1.38)	5 (0.20)	M12 x 1
	Ø 18	①	35.3 (1.39)	0.86 (21.82)	0.5 (0.02)	M18 x 1
		③	35.3 (1.39)	15.32 (0.60)	7 (0.28)	M18 x 1
	Ø 30	①	40.2 (1.58)	25.15 (0.99)	0.8 (0.03)	M30 x 1.5
③		44.9 (1.77)	17.27 (0.68)	13.26 (0.52)	M30 x 1.5	
	<b>AC/DC Cable</b>					
	Ø 12	①	62.4 (2.46)	50.27 (1.98)	–	M12 x 1
		③	62.4 (2.46)	45.77 (1.80)	5 (0.20)	M12 x 1
	Ø 18	①	64.5 (2.54)	50.9 (2.00)	–	M18 x 1
		③	64.5 (2.54)	44.4 (1.75)	7 (0.28)	M18 x 1
	Ø 30	①	69.3 (2.72)	53.8 (2.12)	–	M30 x 1.5
③		69.3 (2.72)	41.4 (1.63)	13.26 (0.52)	M30 x 1.5	
	<b>DC Cable</b>					
	Ø 12	①	35.3 (1.39)	23.09 (0.91)	0.5 (0.02)	M12 x 1
		③	35.3 (1.39)	18.59 (0.73)	5 (0.20)	M12 x 1
	Ø 18	①	35.3 (1.39)	21.82 (0.86)	0.5 (0.02)	M18 x 1
		③	35.3 (1.39)	15.32 (0.60)	7 (0.28)	M18 x 1
	Ø 30	①	40.2 (1.58)	21.26 (0.84)	0.8 (0.03)	M30 x 1.5
③		44.9 (1.77)	13.46 (0.53)	13.26 (0.52)	M30 x 1.5	

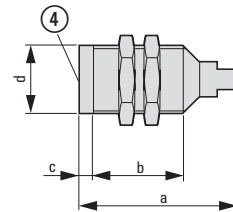
Ø 12






Ø 18



Ø 30

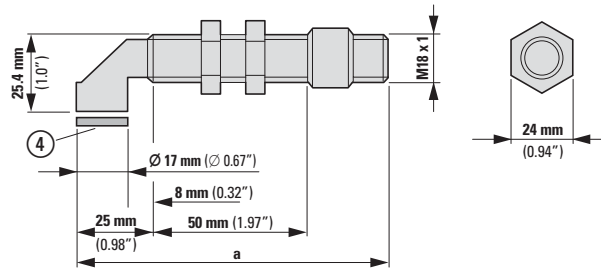
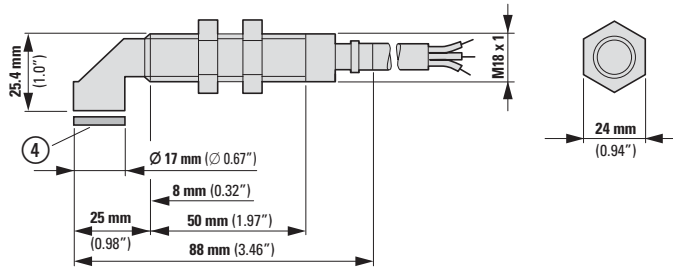


mm (in)

		a	b	c	d	
	<b>AC Micro Connector M12 x 1</b>					
	Ø 12	①	57.8 (2.27)	39.6 (1.56)	0.5 (0.02)	M12 x 1
		③	57.8 (2.27)	35.1 (1.38)	5 (0.20)	M12 x 1
	Ø 18	①	40.0 (1.57)	21.82 (0.86)	0.5 (0.02)	M18 x 1
		③	40.0 (1.57)	15.32 (0.60)	7 (0.28)	M18 x 1
	Ø 30	①	44.8 (1.76)	25.15 (0.99)	0.8 (0.03)	M30 x 1.5
③		49.5 (1.95)	17.27 (0.68)	13.26 (0.52)	M30 x 1.5	
	<b>AC/DC Micro Connector M12 x 1</b>					
	Ø 12	①	68.4 (2.69)	50.27 (1.98)	–	M12 x 1
		③	68.4 (2.69)	45.77 (1.80)	5 (0.20)	M12 x 1
	Ø 18	①	69.06 (2.72)	50.9 (2.00)	–	M18 x 1
		③	69.06 (2.72)	44.4 (1.75)	7 (0.28)	M18 x 1
	Ø 30	①	73.8 (2.91)	53.8 (2.12)	–	M30 x 1.5
③		73.8 (2.91)	41.4 (1.63)	13.26 (0.52)	M30 x 1.5	
	<b>DC Micro Connector M12 x 1</b>					
	Ø 12	①	41.5 (1.64)	23.09 (0.91)	0.5 (0.02)	M12 x 1
		③	41.5 (1.64)	18.59 (0.73)	5 (0.20)	M12 x 1
	Ø 18	①	40.3 (1.59)	21.82 (0.86)	0.5 (0.02)	M18 x 1
		③	40.3 (1.59)	15.32 (0.60)	7 (0.28)	M18 x 1
	Ø 30	①	45.0 (1.77)	21.26 (0.84)	0.8 (0.03)	M30 x 1.5
③		49.7 (1.96)	13.46 (0.53)	13.26 (0.52)	M30 x 1.5	

07/16 IL05301003Z (P20773)

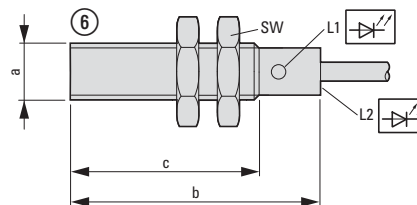
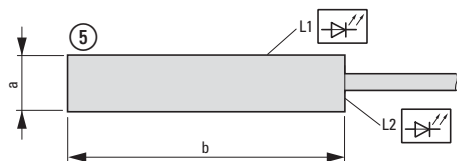
# E57 Premium+ Series Sensors, Right Angle Sensing



mm (in)	
a	
Mini 7/8"	109 (4.3)
Micro M12 x 1	93 (3.65)

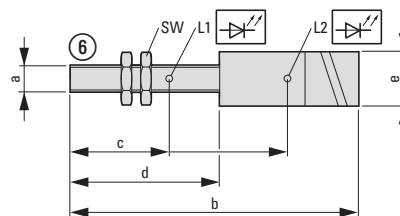
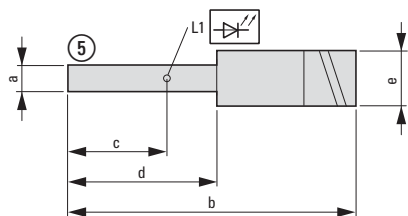
# E57 Miniature Short Body Sensors

## Cable



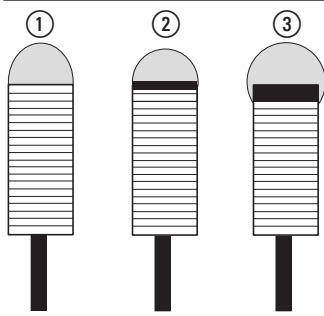
mm (in)							
		a	b	c	SW	LED	
<b>Cable</b>							
Ø 4	⑤	4 (0.16)	25 (1.0)	—	—	L1	
Ø 5	⑥	5 (0.2)	25 (1.0)	21 (0.8)	M5 x 0.5	L1	SW8
Ø 6.5	⑤	6.5 (0.26)	45 (1.8)	—	—	L2	
Ø 8	⑥	8 (0.31)	30 (1.2)	30 (1.2)	M8 x 1	L2	SW13

## Connector



mm (in)									
		a	b	c	d	e	SW	LED	
<b>Nano Connector M8</b>									
Ø 4	⑤	4 (0.16)	40 (1.6)	18 (0.7)	21 (0.8)	8 (0.31)	—	L1	
Ø 5	⑥	5 (0.2)	40 (1.6)	18 (0.7)	21 (0.8)	8 (0.31)	M5 x 0.5	L1	SW8
Ø 6.5	⑤	6.5 (0.26)	60 (2.4)	39 (1.5)	50 (2.0)	8 (0.31)	—	L1	
Ø 8	⑥	8 (0.31)	45 (1.8)	25 (1.0)	36 (1.4)	8 (0.31)	M8 x 1	L1	SW13
<b>Micro Connector M12</b>									
Ø 6.5	⑤	6.5 (0.26)	70 (2.9)	36 (1.4)	39 (1.5)	12 (0.47)	—	L1	
Ø 8	⑥	8 (0.31)	50 (2.0)	40 (1.6)	25 (1.0)	12 (0.47)	M8 x 1	L2	SW13

07/16 IL05301003Z (P20773)



en	1 shielded 2 semi-shielded 3 unshielded 4 Sensing face 5 unthreaded 6 threaded	da	1 forsænket 2 halvt forsænket 3 ikke forsænket 4 sensorflade 5 uden gevind 6 med gevind	lv	1 aizklāts 2 daļēji aizklāts 3 neaizklāts 4 sensora virsma 5 bez vītnes 6 ar vītni
de	1 bündig 2 halb-bündig 3 nicht bündig 4 Sensorfläche 5 ohne Gewinde 6 mit Gewinde	el	1 προστατευμένη εγκατάσταση 2 ημπροστατευμένη εγκατάσταση 3 εγκατάσταση χωρίς προστασία 4 επιφάνεια αισθητήρα 5 χωρίς σπειρώμα 6 με σπειρώμα	lt	1 sutampa 2 pusiau sutampa 3 nesutampa 4 jutiklio paviršius 5 be sriegio 6 su sriegiu
fr	1 noyable dans le métal 2 partiellement noyable dans le métal 3 non noyable dans le métal 4 surface active de détection 5 sans filetage 6 avec filetage	pt	1 nivelada 2 semi nivelada 3 não nivelada 4 superfície activa 5 sem rosca 6 roscado	pl	1 z dotykiem 2 z częściowym dotykiem 3 bez dotyku 4 aktywna powierzchnia 5 bez gwintu 6 z gwintem
es	1 blindado 2 semiblandado 3 no blindado 4 superficie activa 5 sin rosca 6 con rosca	sv	1 skärmad 2 delvis skärmad 3 oskärmad 4 aktiv yta 5 utan gänga 6 med gänga	sl	1 oklopljen 2 kvazi-oklopljen 3 neoklopljen 4 aktywna powierzchnia 5 brez navoja 6 z navojem
it	1 a filo 2 non perfettamente a filo 3 non a filo 4 superficie del sensore 5 senza filettatura 6 con filettatura	fi	1 suojattu 2 puolisuojattu 3 suojaamaton 4 aktiivipinta 5 kierteeton 6 kierteellinen	sk	1 tieneny 2 polotieneny 3 netieneny 4 aktivna (snímacia) plocha 5 bez závitů 6 so závitom
zh	1 已屏蔽 2 半连接 3 未屏蔽 4 感测面 5 无螺纹 6 带螺纹	cs	1 stíněno 2 zcela stíněno 3 nestíněno 4 aktivní plocha 5 bez závitů 6 se závitem	bg	1 екраниран 2 полоекраниран 3 неекраниран 4 активна повърхност 5 без резба 6 с резба
ru	1 заподлицо 2 напол. Заподлицо 3 не заподлицо 4 активная поверхность 5 без резьбы 6 с резьбой	et	1 varjestatud 2 poolvarjestatud 3 varjestamata 4 aktiivne pind 5 keermeta 6 keermega	ro	1 ecranat 2 semiecranat 3 neecranat 4 suprafață activă 5 fără filet 6 cu filet
nl	1 vlak 2 semi vlak 3 niet vlak 4 actief oppervlak 5 geen schroefdraad 6 met schroefdraad	hu	1 szintbe szerelhető 2 félig szintbe szerelhető 3 szintbe nem szerelhető 4 érzékelő felület 5 menet nélkül 6 menettel	hr	1 u ravnini 2 polovično u ravnini 3 nije u ravnini 4 površina senzora 5 bez navoja 6 s navojem

- en The sensing range for this model is printed on the product label. Other sensing ranges are available.
- de Der Messbereich dieses Modells ist auf dem Produktetikett aufgedruckt. Andere Messbereiche sind verfügbar.
- fr La plage de mesure de ce modèle est indiquée sur l'étiquette du produit. D'autres plages de mesure sont disponibles.
- es El margen de medición de este modelo está impreso en la etiqueta del producto. También están disponibles otros márgenes de medición.
- it Il campo di misura di questo modello è stampato sull'etichetta del prodotto. Sono disponibili altri campi di misura.
- zh 产品标签上已标明该模块的测量范围。另可提供其他测量范围。
- ru Диапазон измерений этой модели указан на этикетке изделия. Возможны другие диапазоны измерений.
- nl Het meetbereik van dit model is op het etiket vermeld. Andere meetbereiken zijn beschikbaar.
- da Denne models måleområde er påtrykt produktetiketten. Der kan fås andre måleområder.
- el Το πεδίο μετρήσεων αυτού του μοντέλου αναγράφεται στην ετικέτα του προϊόντος. Διατίθενται και άλλα πεδία μετρήσεων.
- pt A zona de medição deste modelo está impressa na etiqueta do produto. Estão disponíveis outras zonas de medição.
- sv Modellens mätområde finns angiven på produktetiketten. Andra mätområden finns tillgängliga.
- fi Tämä mallin mittausalue on painettuna tuotetarrassa. Muita mittausalueita on käytettävissä.
- cs Rozsah měření tohoto modelu je vytištěn na etiketě výrobku. K dispozici jsou i jiné rozsahy měření.
- et Selle seadme mõõtmisvahemik on trükitud toote etiketile. Võimalik on tellida teisi mõõtevahemikke.
- hu A modell mérési tartomány a termékcímkére nyomtatva található. Más mérési tartományok is kérhetők.
- lv Šī modeļa mērījumu diapazons ir uzdrukāts uz izstrādājuma etiķetes. Ir pieejami citi mērījumu diapazoni.
- lt Šio modelio matavimo diapazonas yra atspausdintas produkto etiketėje. Galimi kiti matavimo diapazonai.
- pl Zakres pomiarowy tego modelu jest nadrukowany na etykiecie produktu. Dostępne są inne zakresy pomiarowe.
- sl Merilno območje tega modela je natisnjeno na etiketi proizvalca. Na voljo so druga merilna območja.
- sk Rozsah merania tohto modelu je vytláčený na etikete výrobku. K dispozícii sú aj iné rozsahy merania.
- bg Измервателният диапазон на този продукт е напечатан върху етикета на продукта. Достъпни са други измервателни диапазони.
- ro Domeniul de măsurare al acestui model este inscripționat pe eticheta produsului. Sunt disponibile și alte domenii de măsurare.
- hr Područje mjerenja ovog modela otisnuto je na etiketi proizvalca. Dostupna su druga područja mjerenja.

