

Bussmann series Cylindrical fuse links



Product description

Eaton's Bussmann series cylindrical class gG/ gL and aM fuse links are suitable for industrial applications.

Standard features

- Compact design
- Tool free installation
- Low temperature rise
- Available with strikers and indicators
- Compatible with Eaton's Bussmann series modular fuse holders

Table 1. Catalogue Symbol:

Size (mm)	Without indicator (example)	With indicator (example)	With striker* (example)
Class gG/gL			
8 x 31	C08G (amps) (C08G4)	C08G(amps)I (C08G4I)	N/A
10 x 38	C10G(amps) (C10G4)	C10G(amps)I (C10G4I)	N/A
14 x 51	C14G(amps) (C14G4)	C14G(amps)I (C14G4I)	C14G(amps)S* (C14G4S)
22 x 58	C22G(amps) (C22G4)	C22G(amps)I (C22G4I)	C22G(amps)S* (C22G4S)
Class aM			
8 x 31	C08M(amps) (C08M4)	N/A	N/A
10 x 38	C10M(amps) (C10M4)	C10M(amps)I (C10M4I)	N/A
14 x 51	C14M(amps) (C14M4)	C14M(amps)I (C14M4I)	C14M(amps)S* (C14M4S)
22 x 58	C22M(amps) (C22M12)	C22M(amps)I (C22M12I)	C22M(amps)S* (C22M12S)

* Striker fuse links can operate a microswitch for remote fuse link operated indication

Fuse size:

- 8 x 31, 10 x 38, 14 x 51 and 22 x 58 mm

Technical data:

- Volts: 400 to 690 V a.c.
- Amps: 0.25 to 125 A
- Breaking capacity: 20 to 120 kA AC
- Class of operation: gG/gL and aM

Standards/Approvals:

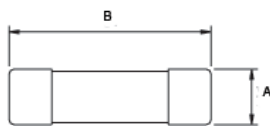
- IEC 60269

Packaging:

- 10 per carton

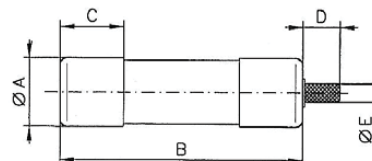
Dimensions - mm

Fuse links with or without indicator



Size (mm)	A	B
8 x 31 mm	8	31
10 x 38 mm	10	38
14 x 51 mm	14	51
22 x 58 mm	22	58

Fuse links with striker



Size (mm)	A	B	C	D	E
14 x 51	14	51	13	8	4
22 x 58	22	58	16	8	4

* For striker fuse links applications use CH14(# of poles) DMSU-F or CH22(# of poles)DMSU-F fuse holders with microswitch auxiliary contacts

Table 2. Catalogue Numbers gG/gL 8 x 31, 10 x 38 and 14 x 51 mm

Size (mm)	Class	Current (A)	Voltage (V a.c.)	Breaking Capacity (kA)	Catalogue Numbers	Pack Quantity	Fuse Holders*	Size (mm)	Class	Current (A)	Voltage (V a.c.)	Breaking Capacity (kA)	Catalogue Numbers	Pack Quantity	Fuse Holders*
8 x 31 mm Without indicator								14 x 51 mm Without indicator							
8 x 31	gG/gL	0.5	400	20	C08G0-5	10	-	14 x 51	gG/gL	1	690	80	C14G1	10	CH14
8 x 31	gG/gL	1	400	20	C08G1	10	-	14 x 51	gG/gL	2	690	80	C14G2	10	CH14
8 x 31	gG/gL	2	400	20	C08G2	10	-	14 x 51	gG/gL	4	690	80	C14G4	10	CH14
8 x 31	gG/gL	4	400	20	C08G4	10	-	14 x 51	gG/gL	6	690	80	C14G6	10	CH14
8 x 31	gG/gL	6	400	20	C08G6	10	-	14 x 51	gG/gL	8	690	80	C14G8	10	CH14
8 x 31	gG/gL	8	400	20	C08G8	10	-	14 x 51	gG/gL	10	690	80	C14G10	10	CH14
8 x 31	gG/gL	10	400	20	C08G10	10	-	14 x 51	gG/gL	12	690	80	C14G12	10	CH14
8 x 31	gG/gL	12	400	20	C08G12	10	-	14 x 51	gG/gL	16	690	80	C14G16	10	CH14
8 x 31	gG/gL	16	400	20	C08G16	10	-	14 x 51	gG/gL	20	690	80	C14G20	10	CH14
8 x 31	gG/gL	20	400	20	C08G20	10	-	14 x 51	gG/gL	25	690	80	C14G25	10	CH14
8 x 31 mm With indicator								14 x 51 mm With indicator							
8 x 31	gG/gL	2	400	20	C08G2I	10	-	14 x 51	gG/gL	32	500	120	C14G32	10	CH14
8 x 31	gG/gL	4	400	20	C08G4I	10	-	14 x 51	gG/gL	40	500	120	C14G40	10	CH14
8 x 31	gG/gL	6	400	20	C08G6I	10	-	14 x 51 mm With striker							
8 x 31	gG/gL	8	400	20	C08G8I	10	-	14 x 51	gG/gL	1	690	80	C14G1I	10	CH14
8 x 31	gG/gL	10	400	20	C08G10I	10	-	14 x 51	gG/gL	2	690	80	C14G2I	10	CH14
8 x 31	gG/gL	12	400	20	C08G12I	10	-	14 x 51	gG/gL	4	690	80	C14G4I	10	CH14
8 x 31	gG/gL	16	400	20	C08G16I	10	-	14 x 51	gG/gL	6	690	80	C14G6I	10	CH14
8 x 31	gG/gL	20	400	20	C08G20I	10	-	14 x 51	gG/gL	8	690	80	C14G8I	10	CH14
10 x 38 mm Without indicator								14 x 51 mm With indicator							
10 x 38	gG/gL	0.5	500	120	C10G0-5	10	CHM	14 x 51	gG/gL	10	690	80	C14G10I	10	CH14
10 x 38	gG/gL	1	500	120	C10G1	10	CHM	14 x 51	gG/gL	12	690	80	C14G12I	10	CH14
10 x 38	gG/gL	2	500	120	C10G2	10	CHM	14 x 51	gG/gL	16	690	80	C14G16I	10	CH14
10 x 38	gG/gL	4	500	120	C10G4	10	CHM	14 x 51	gG/gL	20	690	80	C14G20I	10	CH14
10 x 38	gG/gL	6	500	120	C10G6	10	CHM	14 x 51	gG/gL	25	690	80	C14G25I	10	CH14
10 x 38	gG/gL	8	500	120	C10G8	10	CHM	14 x 51	gG/gL	32	500	120	C14G32I	10	CH14
10 x 38	gG/gL	10	500	120	C10G10	10	CHM	14 x 51	gG/gL	40	500	120	C14G40I	10	CH14
10 x 38	gG/gL	12	500	120	C10G12	10	CHM	14 x 51	gG/gL	50	400	120	C14G50I	10	CH14
10 x 38	gG/gL	16	500	120	C10G16	10	CHM	14 x 51 mm With striker							
10 x 38	gG/gL	20	500	120	C10G20	10	CHM	14 x 51	gG/gL	2	500	120	C14G2S	10	CH14
10 x 38	gG/gL	25	500	120	C10G25	10	CHM	14 x 51	gG/gL	4	500	120	C14G4S	10	CH14
10 x 38	gG/gL	32	400	120	C10G32	10	CHM	14 x 51	gG/gL	6	500	120	C14G6S	10	CH14
10 x 38 mm With indicator								14 x 51 mm With indicator							
10 x 38	gG/gL	1	500	120	C10G1I	10	CHM	14 x 51	gG/gL	8	500	120	C14G8S	10	CH14
10 x 38	gG/gL	2	500	120	C10G2I	10	CHM	14 x 51	gG/gL	10	500	120	C14G10S	10	CH14
10 x 38	gG/gL	4	500	120	C10G4I	10	CHM	14 x 51	gG/gL	12	500	120	C14G12S	10	CH14
10 x 38	gG/gL	6	500	120	C10G6I	10	CHM	14 x 51	gG/gL	16	500	120	C14G16S	10	CH14
10 x 38	gG/gL	8	500	120	C10G8I	10	CHM	14 x 51	gG/gL	20	500	120	C14G20S	10	CH14
10 x 38	gG/gL	10	500	120	C10G10I	10	CHM	14 x 51	gG/gL	25	500	120	C14G25S	10	CH14
10 x 38	gG/gL	12	500	120	C10G12I	10	CHM	14 x 51	gG/gL	32	500	120	C14G32S	10	CH14
10 x 38	gG/gL	16	500	120	C10G16I	10	CHM	14 x 51	gG/gL	40	500	120	C14G40S	10	CH14
10 x 38	gG/gL	20	500	120	C10G20I	10	CHM	14 x 51	gG/gL	50	400	120	C14G50S	10	CH14
10 x 38	gG/gL	25	500	120	C10G25I	10	CHM								
10 x 38	gG/gL	32	500	120	C10G32I	10	CHM								
10 x 38	gG/gL	40	500	120	C10G40I	10	CHM								
10 x 38	gG/gL	50	400	120	C10G50I	10	CHM								

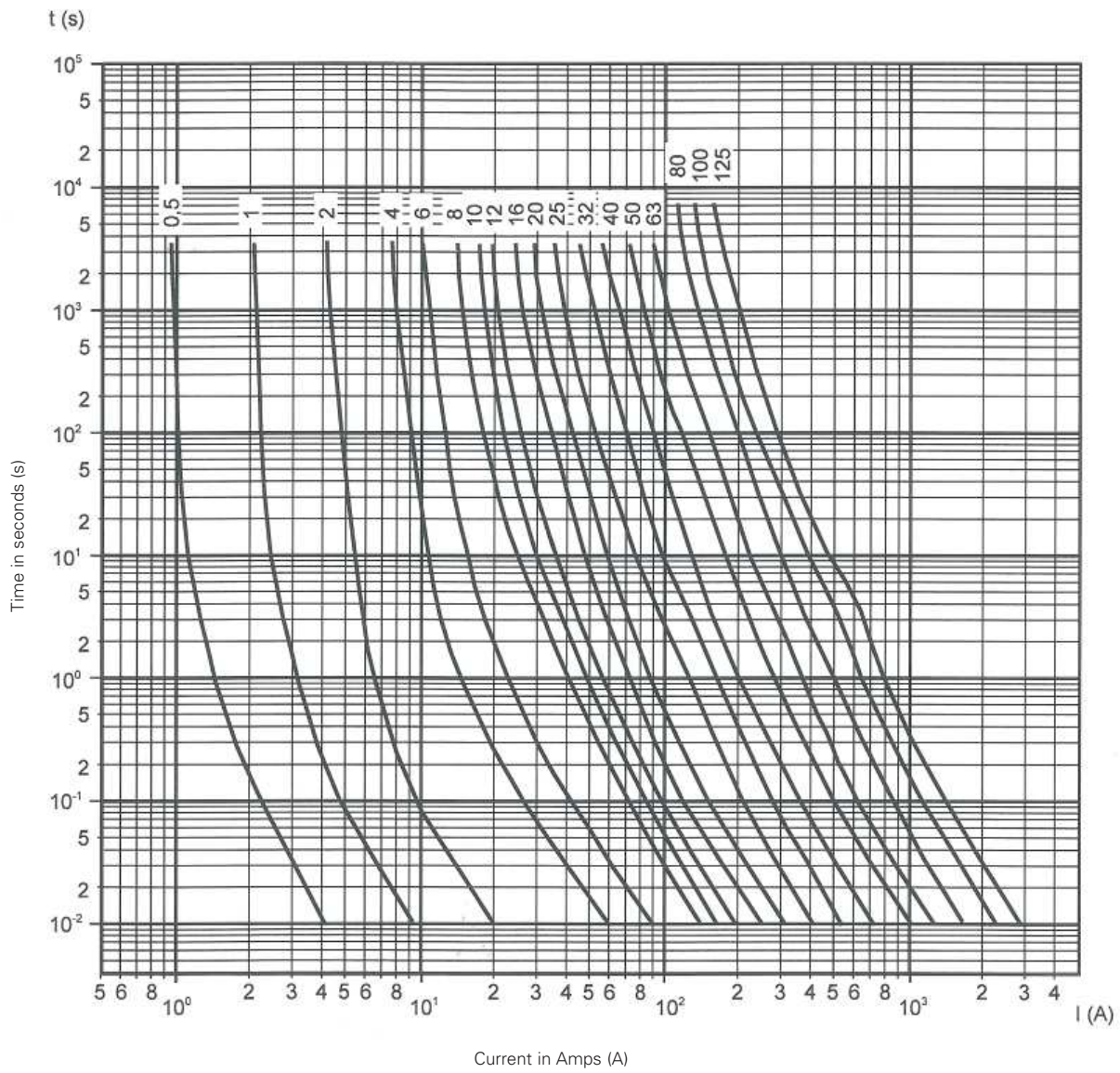
* Please contact our Technical department for further information on our range of modular fuse holders: 00 44 1509 882 699 or buletechnical@eaton.com

Table 3. Catalogue Numbers 22 x 58 mm

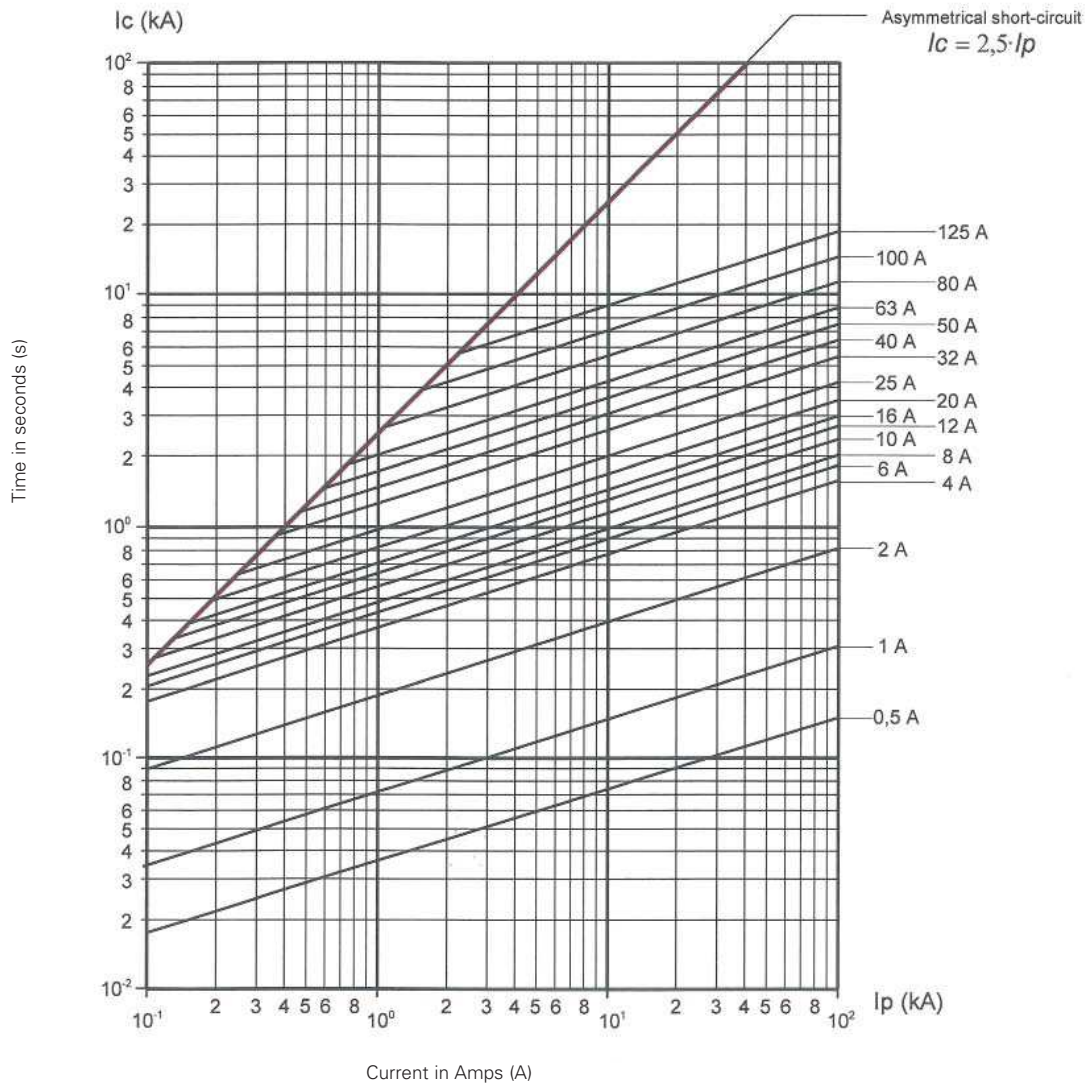
Size (mm)	Class	Current (A)	Voltage (V a.c.)	Breaking Capacity (kA)	Catalogue Numbers	Pack Quantity	Fuse Holders*
22 x 58 mm Without indicator							
22 x 58	gG/gL	2	690	80	C22G2	10	CH22
22 x 58	gG/gL	4	690	80	C22G4	10	CH22
22 x 58	gG/gL	6	690	80	C22G6	10	CH22
22 x 58	gG/gL	8	690	80	C22G8	10	CH22
22 x 58	gG/gL	10	690	80	C22G10	10	CH22
22 x 58	gG/gL	12	690	80	C22G12	10	CH22
22 x 58	gG/gL	16	690	80	C22G16	10	CH22
22 x 58	gG/gL	20	690	80	C22G20	10	CH22
22 x 58	gG/gL	25	690	80	C22G25	10	CH22
22 x 58	gG/gL	32	690	80	C22G32	10	CH22
22 x 58	gG/gL	40	690	80	C22G40	10	CH22
22 x 58	gG/gL	50	690	80	C22G50	10	CH22
22 x 58	gG/gL	63	690	80	C22G63	10	CH22
22 x 58	gG/gL	80	500	120	C22G80	10	CH22
22 x 58	gG/gL	100	500	120	C22G100	10	CH22
22 x 58	gG/gL	125	400	120	C22G125	10	CH22
22 x 58 mm With indicator							
22 x 58	gG/gL	2	690	80	C22G2I	10	CH22
22 x 58	gG/gL	4	690	80	C22G4I	10	CH22
22 x 58	gG/gL	6	690	80	C22G6I	10	CH22
22 x 58	gG/gL	8	690	80	C22G8I	10	CH22
22 x 58	gG/gL	10	690	80	C22G10I	10	CH22
22 x 58	gG/gL	12	690	80	C22G12I	10	CH22
22 x 58	gG/gL	16	690	80	C22G16I	10	CH22
22 x 58	gG/gL	20	690	80	C22G20I	10	CH22
22 x 58	gG/gL	25	690	80	C22G25I	10	CH22
22 x 58	gG/gL	32	690	80	C22G32I	10	CH22
22 x 58	gG/gL	40	690	80	C22G40I	10	CH22
22 x 58	gG/gL	50	690	80	C22G50I	10	CH22
22 x 58	gG/gL	63	690	80	C22G63I	10	CH22
22 x 58	gG/gL	80	500	120	C22G80I	10	CH22
22 x 58	gG/gL	100	500	120	C22G100I	10	CH22
22 x 58	gG/gL	125	400	120	C22G125I	10	CH22
22 x 58 mm With striker							
22 x 58	gG/gL	4	690	80	C22G4S	10	CH22
22 x 58	gG/gL	6	690	80	C22G6S	10	CH22
22 x 58	gG/gL	8	690	80	C22G8S	10	CH22
22 x 58	gG/gL	10	690	80	C22G10S	10	CH22
22 x 58	gG/gL	12	690	80	C22G12S	10	CH22
22 x 58	gG/gL	16	690	80	C22G16S	10	CH22
22 x 58	gG/gL	20	690	80	C22G20S	10	CH22
22 x 58	gG/gL	25	690	80	C22G25S	10	CH22
22 x 58	gG/gL	32	690	80	C22G32S	10	CH22
22 x 58	gG/gL	40	690	80	C22G40S	10	CH22
22 x 58	gG/gL	50	690	80	C22G50S	10	CH22
22 x 58	gG/gL	63	690	80	C22G63S	10	CH22
22 x 58	gG/gL	80	500	120	C22G80S	10	CH22
22 x 58	gG/gL	100	500	120	C22G100S	10	CH22
22 x 58	gG/gL	125	400	120	C22G125S	10	CH22

* Please contact our Technical department for further information on our range of modular fuse holders: 00 44 1509 882 699 or buletechnical@eaton.com

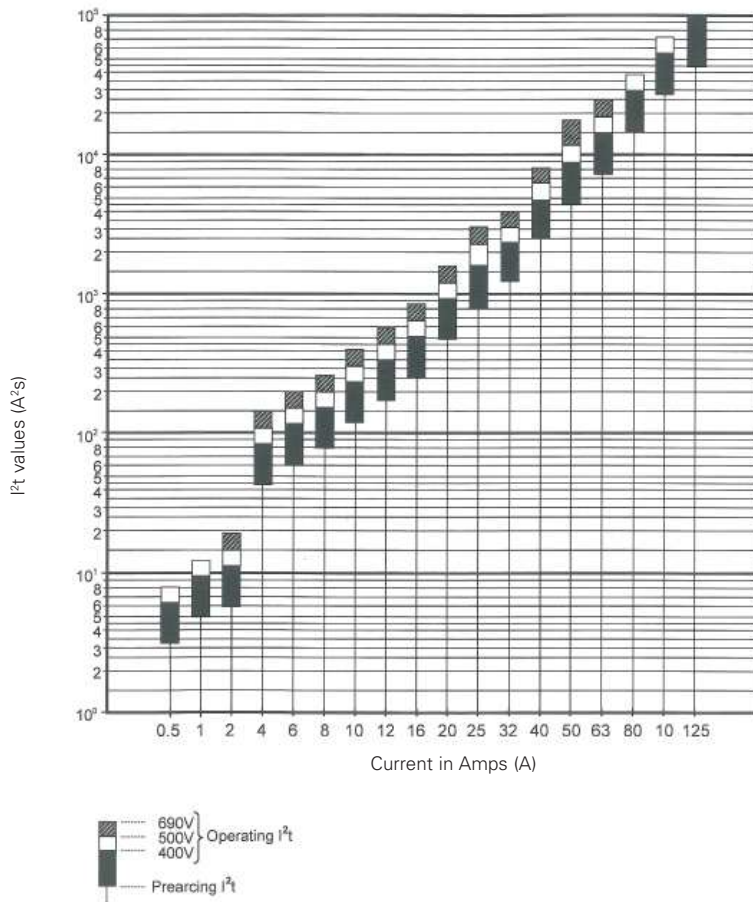
Time-current curves - Class gG/gL



Cut-off characteristics - Class gG/gL



I²t Values - Class gG/gL



Class gG/gL - Watts loss values

Amp	Size mm			
	8 x 31	10 x 38	14 x 51	22 x 58
0.5	1.2	1.43	-	-
1	2	2.77	3.9	-
2	0.5	0.6	0.9	1
4	0.8	0.7	1	1.1
6	1.1	0.85	1.15	1.3
8	1.3	0.75	1	1.1
10	1	1	1.3	1.5
12	1.2	1.3	1.7	1.8
16	1.5	1.6	2	2.1
20	2	2	2.5	2.7
25	2.6	2.6	3.3	3.3
32	-	2.9	3.5	3.5
40	-	-	4.75	4
50	-	-	4.8	5.5
63	-	-	-	6.9
80	-	-	-	7.8
100	-	-	-	9
125	-	-	-	11.4

Table 4. Catalogue Numbers aM 8 x 31, 10 x 38 and 14 x 51 mm

Size (mm)	Class	Current (A)	Voltage (V a.c.)	Breaking Capacity (kA)	Catalogue Numbers	Pack Quantity	Fuse Holders*	Size (mm)	Class	Current (A)	Voltage (V a.c.)	Breaking Capacity (kA)	Catalogue Numbers	Pack quantity	Fuse Holders*
8 x 31 mm Without indicator								14 x 51 mm Without indicator							
8 x 31	aM	1	400	20	C08M1	10	-	14 x 51	aM	0.25	690	120	C14M0-25	10	CH14
8 x 31	aM	2	400	20	C08M2	10	-	14 x 51	aM	0.5	690	120	C14M0-5	10	CH14
8 x 31	aM	4	400	20	C08M4	10	-	14 x 51	aM	1	690	80	C14M1	10	CH14
8 x 31	aM	6	400	20	C08M6	10	-	14 x 51	aM	2	690	80	C14M2	10	CH14
8 x 31	aM	8	400	20	C08M8	10	-	14 x 51	aM	4	690	80	C14M4	10	CH14
10 x 38 mm Without indicator								14 x 51	aM	6	690	80	C14M6	10	CH14
10 x 38	aM	0.25	500	120	C10M0-25	10	CHM	14 x 51	aM	8	690	80	C14M8	10	CH14
10 x 38	aM	0.5	500	120	C10M0-5	10	CHM	14 x 51	aM	10	690	80	C14M10	10	CH14
10 x 38	aM	1	500	120	C10M1	10	CHM	14 x 51	aM	12	690	80	C14M12	10	CH14
10 x 38	aM	2	500	120	C10M2	10	CHM	14 x 51	aM	16	690	80	C14M16	10	CH14
10 x 38	aM	4	500	120	C10M4	10	CHM	14 x 51	aM	20	690	80	C14M20	10	CH14
10 x 38	aM	6	500	120	C10M6	10	CHM	14 x 51	aM	25	690	80	C14M25	10	CH14
10 x 38	aM	8	500	120	C10M8	10	CHM	14 x 51	aM	32	500	120	C14M32	10	CH14
10 x 38	aM	10	500	120	C10M10	10	CHM	14 x 51	aM	40	500	120	C14M40	10	CH14
10 x 38	aM	12	500	120	C10M12	10	CHM	14 x 51	aM	50	400	120	C14M50	10	CH14
10 x 38	aM	16	500	120	C10M16	10	CHM	14 x 51 mm With indicator							
10 x 38	aM	20	400	120	C10M20	10	CHM	14 x 51	aM	1	690	80	C14M1I	10	CH14
10 x 38	aM	25	400	120	C10M25	10	CHM	14 x 51	aM	2	690	80	C14M2I	10	CH14
10 x 38 mm With indicator								14 x 51	aM	4	690	80	C14M4I	10	CH14
10 x 38	aM	1	500	120	C10M1I	10	CHM	14 x 51	aM	6	690	80	C14M6I	10	CH14
10 x 38	aM	2	500	120	C10M2I	10	CHM	14 x 51	aM	8	690	80	C14M8I	10	CH14
10 x 38	aM	4	500	120	C10M4I	10	CHM	14 x 51	aM	10	690	80	C14M10I	10	CH14
10 x 38	aM	6	500	120	C10M6I	10	CHM	14 x 51	aM	12	690	80	C14M12I	10	CH14
10 x 38	aM	8	500	120	C10M8I	10	CHM	14 x 51	aM	16	690	80	C14M16I	10	CH14
10 x 38	aM	10	500	120	C10M10I	10	CHM	14 x 51	aM	20	690	80	C14M20I	10	CH14
10 x 38	aM	12	500	120	C10M12I	10	CHM	14 x 51	aM	25	690	80	C14M25I	10	CH14
10 x 38	aM	16	500	120	C10M16I	10	CHM	14 x 51	aM	32	500	120	C14M32I	10	CH14
10 x 38	aM	20	400	120	C10M20I	10	CHM	14 x 51	aM	40	500	120	C14M40I	10	CH14
10 x 38	aM	25	400	120	C10M25I	10	CHM	14 x 51	aM	50	400	120	C14M50I	10	CH14
								14 x 51 mm With striker							
								14 x 51	aM	2	500	120	C14M2S	10	CH14
								14 x 51	aM	4	500	120	C14M4S	10	CH14
								14 x 51	aM	6	500	120	C14M6S	10	CH14
								14 x 51	aM	8	500	120	C14M8S	10	CH14
								14 x 51	aM	10	500	120	C14M10S	10	CH14
								14 x 51	aM	12	500	120	C14M12S	10	CH14
								14 x 51	aM	16	500	120	C14M16S	10	CH14
								14 x 51	aM	20	500	120	C14M20S	10	CH14
								14 x 51	aM	25	500	120	C14M25S	10	CH14
								14 x 51	aM	32	500	120	C14M32S	10	CH14
								14 x 51	aM	40	500	120	C14M40S	10	CH14
								14 x 51	aM	50	400	120	C14M50S	10	CH14

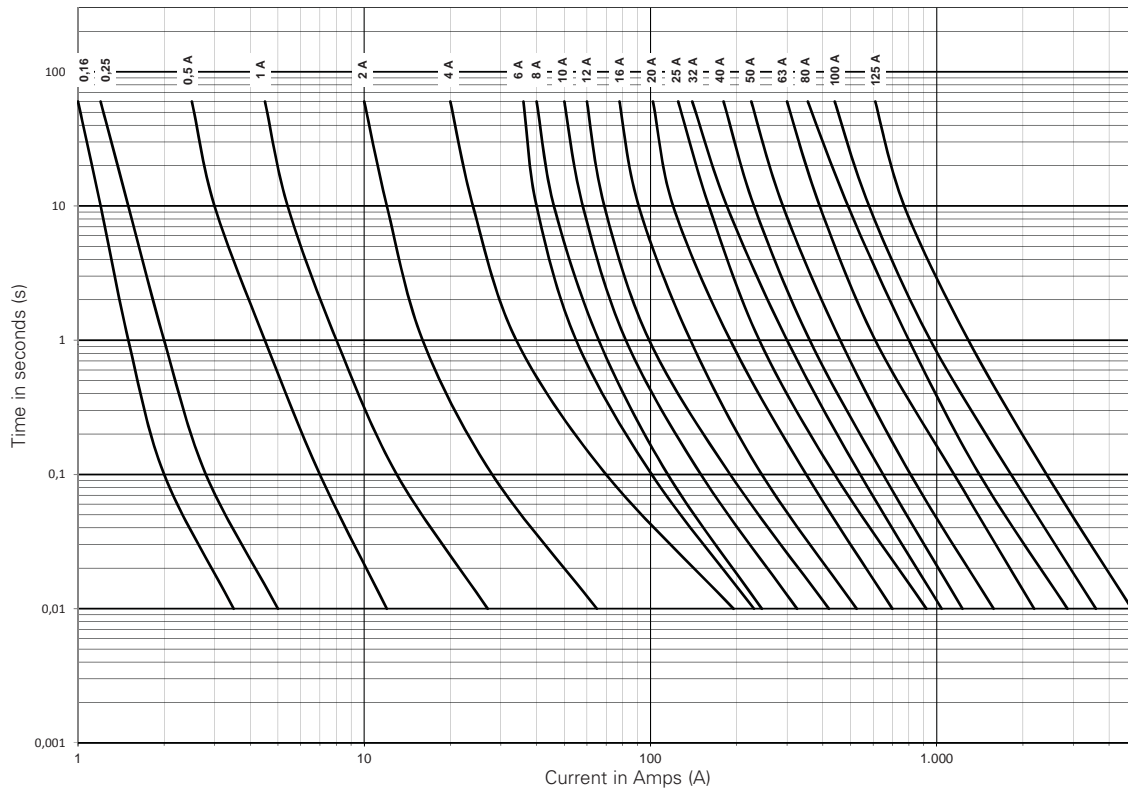
* Please contact our Technical department for further information on our range of modular fuse holders: 00 44 1509 882 699 or buletechnical@eaton.com

Table 5. Catalogue Numbers aM 22 x 58 mm

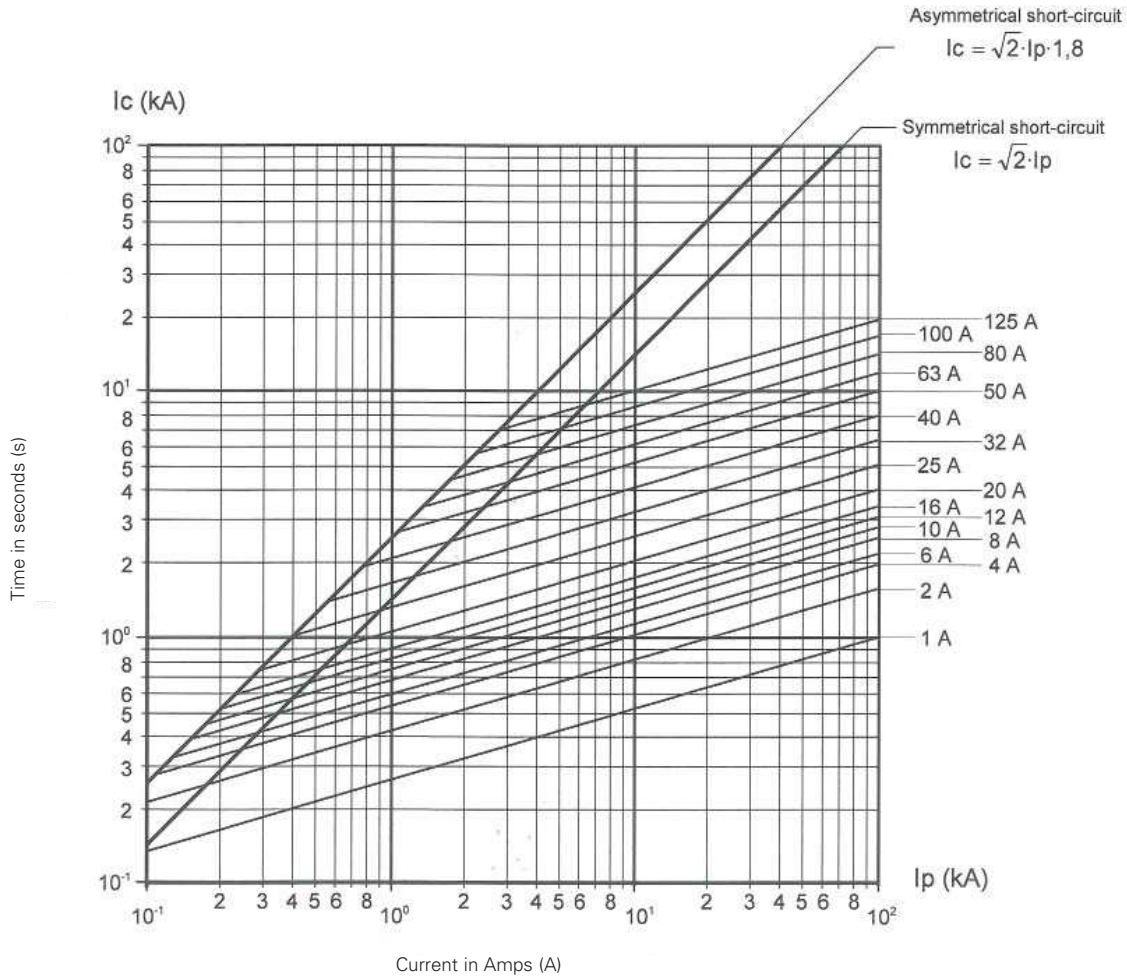
Size (mm)	Class	Current (A)	Voltage (V a.c.)	Breaking Capacity (kA)	Catalogue Numbers	Pack Quantity	Fuse Holders*
22 x 58 mm Without indicator							
22 x 58	aM	2	690	80	C22M2	10	CH22
22 x 58	aM	4	690	80	C22M4	10	CH22
22 x 58	aM	6	690	80	C22M6	10	CH22
22 x 58	aM	8	690	80	C22M8	10	CH22
22 x 58	aM	10	690	80	C22M10	10	CH22
22 x 58	aM	12	690	80	C22M12	10	CH22
22 x 58	aM	16	690	80	C22M16	10	CH22
22 x 58	aM	20	690	80	C22M20	10	CH22
22 x 58	aM	25	690	80	C22M25	10	CH22
22 x 58	aM	32	690	80	C22M32	10	CH22
22 x 58	aM	40	690	80	C22M40	10	CH22
22 x 58	aM	50	690	80	C22M50	10	CH22
22 x 58	aM	63	690	80	C22M63	10	CH22
22 x 58	aM	80	500	120	C22M80	10	CH22
22 x 58	aM	100	500	120	C22M100	10	CH22
22 x 58	aM	125	400	120	C22M125	10	CH22
22 x 58 mm With indicator							
22 x 58	aM	2	690	80	C22M2I	10	CH22
22 x 58	aM	4	690	80	C22M4I	10	CH22
22 x 58	aM	6	690	80	C22M6I	10	CH22
22 x 58	aM	8	690	80	C22M8I	10	CH22
22 x 58	aM	10	690	80	C22M10I	10	CH22
22 x 58	aM	12	690	80	C22M12I	10	CH22
22 x 58	aM	16	690	80	C22M16I	10	CH22
22 x 58	aM	20	690	80	C22M20I	10	CH22
22 x 58	aM	25	690	80	C22M25I	10	CH22
22 x 58	aM	32	690	80	C22M32I	10	CH22
22 x 58	aM	40	690	80	C22M40I	10	CH22
22 x 58	aM	50	690	80	C22M50I	10	CH22
22 x 58	aM	63	690	80	C22M63I	10	CH22
22 x 58	aM	80	500	120	C22M80I	10	CH22
22 x 58	aM	100	500	120	C22M100I	10	CH22
22 x 58	aM	125	400	120	C22M125I	10	CH22
22 x 58 mm With striker							
22 x 58	aM	12	690	80	C22M12S	10	CH22
22 x 58	aM	16	690	80	C22M16S	10	CH22
22 x 58	aM	20	690	80	C22M20S	10	CH22
22 x 58	aM	25	690	80	C22M25S	10	CH22
22 x 58	aM	32	690	80	C22M32S	10	CH22
22 x 58	aM	40	690	80	C22M40S	10	CH22
22 x 58	aM	50	690	80	C22M50S	10	CH22
22 x 58	aM	63	690	80	C22M63S	10	CH22
22 x 58	aM	80	500	120	C22M80S	10	CH22
22 x 58	aM	100	500	120	C22M100S	10	CH22
22 x 58	aM	125	400	120	C22M125S	10	CH22

* Please contact our Technical department for further information on our range of modular fuse holders: 00 44 1509 882 699 or buletechnical@eaton.com

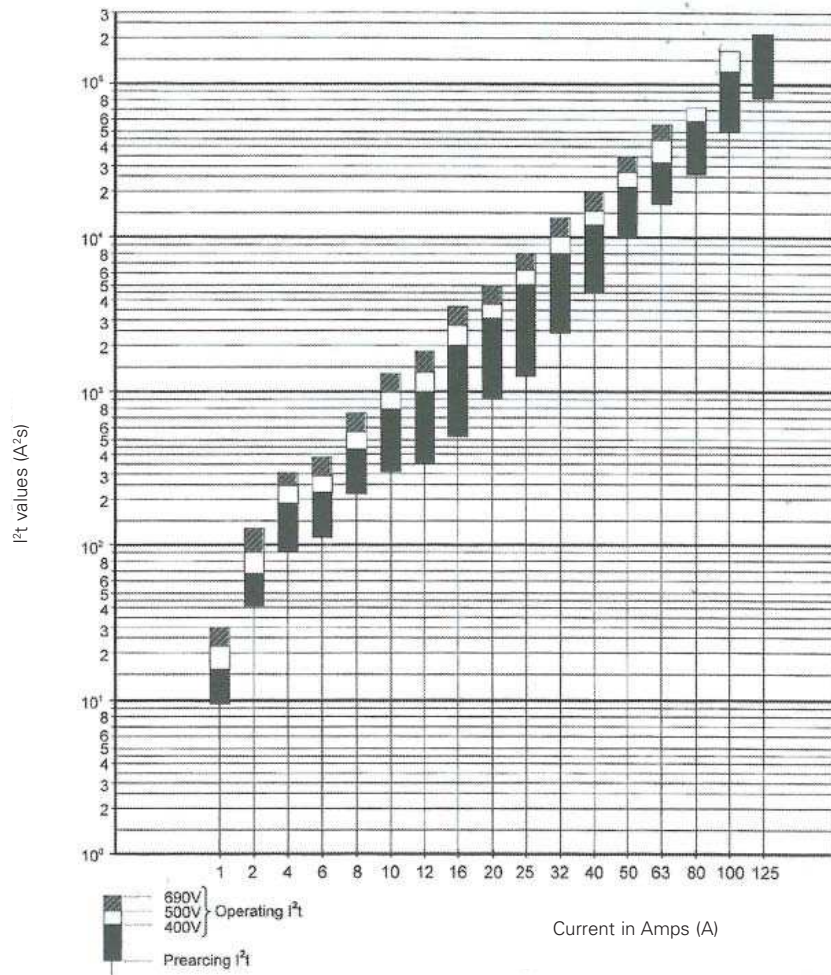
Time-current curves - Class aM



Cut-off characteristics - Class aM



I^2t Values - Class aM



Class aM - Watts loss values

Amp	Size mm			
	8 x 31	10 x 38	14 x 51	22 x 58
0.25	-	0.35	0.41	-
0.5	-	0.49	0.69	-
1	0.1	0.10	0.14	-
2	0.16	0.18	0.24	0.29
4	0.25	0.31	0.45	0.48
6	0.35	0.32	0.42	0.47
8	0.4	0.52	0.70	0.73
10	0.65	0.55	0.53	0.74
12	-	0.63	0.88	0.83
16	-	0.92	1.16	1.21
20	-	0.96	1.23	1.29
25	-	1.40	1.46	1.53
32	-	-	2.04	2.13
40	-	-	2.60	3.40
50	-	-	2.90	3.48
63	-	-	-	4.46
80	-	-	-	5.86
100	-	-	-	6.61
125	-	-	-	8.42

Changes to the products, to the information contained in this document, and to prices are reserved; so are errors and omissions. Only order confirmations and technical documentation by Eaton is binding. Photos and pictures also do not warrant a specific layout or functionality. Their use in whatever form is subject to prior approval by Eaton. The same applies to Trademarks (especially Eaton, Moeller, and Cutler-Hammer). The Terms and Conditions of Eaton apply, as referenced on Eaton Internet pages and Eaton order confirmations.

Eaton Industries Manufacturing GmbH
Electrical Sector EMEA
Route de la Longeraie
71110 Morges, Switzerland
Eaton.eu

© 2015 Eaton
All Rights Reserved
Publication No. 720115
February 2015