

## EVOLUTION+ POWER SUPPLY 3-PHASE,

Alarm Contact and varnished PCB

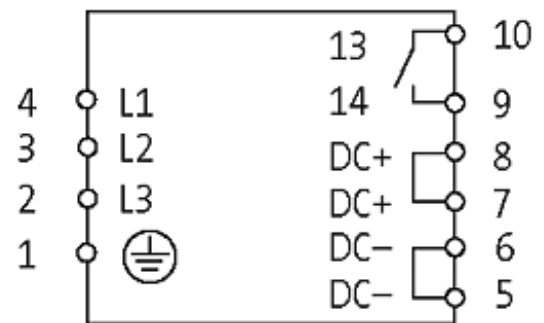
INPUT: 3×360...520 V AC/480...745 V DC

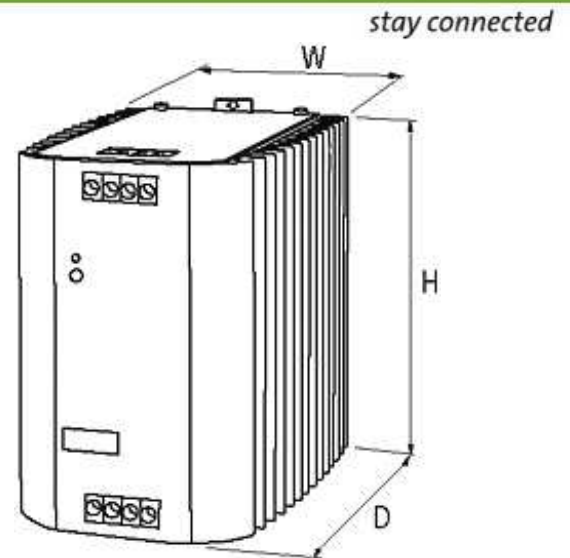
OUTPUT: 48...56 V DC

Current: 5 A

### [Link to Product](#)


#### Illustration





Product may differ from Image

### Approvals



### Input

Input voltage	3 × 324...572 V AC/480...745 V DC
Input current	3 × 0.8 A
Inrush current after 1 ms	max. 9 A
Primary fusing external	max. 3 × 20 A
Frequency	50...60 Hz

### General data

Standards	EN 60950-1, EN 61204-3, EN 55022 B, EN 61000-3-2
Relative humidity	5...95 %, no condensation
Protection	Circuit board with protective varnish
Efficiency	91.3 %
Mounting method	DIN-rail mountable TH35 (EN 60715)
Dimensions H × W × D	132×93×114 mm
Protection	IP20
Temperature range	-25...+70 °C (storage temperature -40...+85 °C)

### Output

Output voltage	48 V DC (SELV), ±1 %; 48...56 V adjustable
Output current	5 A (+55 °C); 3.73 A (+70 °C)
Power Boost	I <sub>out</sub> N × 150 % (min. 4 s)
Mains failure bridging time	min. 17 ms (400 V AC)
Ripple	max. 50 mVrms
Unit protection	short-circuit and overload protected

Spikes	max. 100 mV p-p
LED display	LED (green): OK; LED (red): overload
Parallel usage/serial usage	max. 5 units/no
Alarm output	electronic relay max. 30 V DC/0.1 A, group alarm

**Commercial data**

country of origin	CZ
customs tariff number	85044090
minimum order quantity	1