

## M12 female receptacle shielded rear mount

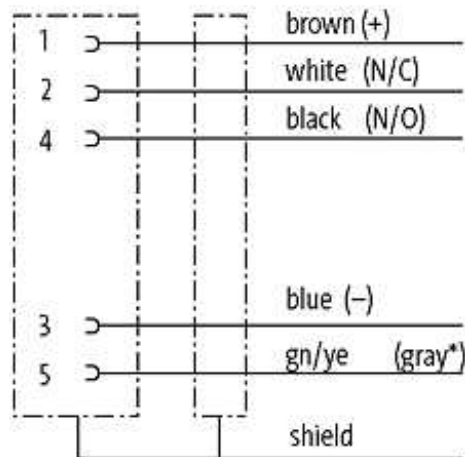
PVC 5x0,34 shielded gy UL,CSA 1m

Flange M12 female  
5-pole, shielded  
Rear mounting  
Mounting nut  
With open ended wires

Further cable lengths on request. The resistance to aggressive media should be individually tested for your application. Further details on request.

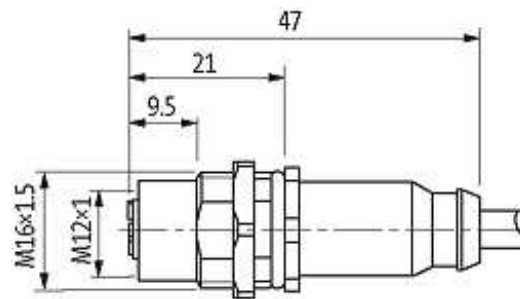
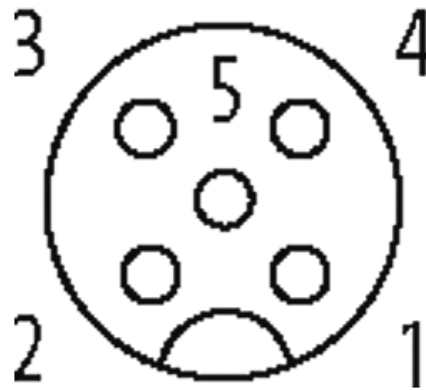
### [Link to Product](#)

#### Illustration




(\* for cable type 203, 603, 243, 643)

# Female



Product may differ from Image

## Approvals



## Form

Form 13621

## Cables

Cable number	202
No./diameter of wires	5 × 0.34 mm <sup>2</sup>
Wire isolation	PVC (br, wh, bl, bk, gnye)
Jacket Color	gray
Shore hardness outer jacket	85 ± 5A
Material (jacket)	PVC (UL/CSA)
Outer Ø	approx. 5.6 mm
Bend radius (fixed)	10 × outer Ø
Bend radius (moving)	10 × outer Ø
Temperature range (fixed)	-30...+80 °C
Temperature range (mobile)	-5...+80 °C

The information in this brochure has been compiled with the utmost care.

Liability for the correctness completeness and topicality of the information is restricted to gross negligence. Version: 05/16

Shielded yes

**Technical Data**

Operating voltage max. 60 V AC/DC

Operating current per contact max. 4 A

Locking of ports Screw thread M12 × 1 mm (recommended torque 0.6 Nm) self-securing

Protection IP66K, IP67 inserted and tightened (EN 60529)

**Commercial data**

country of origin DE

customs tariff number 85444290

minimum order quantity 1