

## M12 female receptacle shielded rear mount

PUR 5x0,34 shielded bk UL,CSA+drag chain 1m

Flange M12 female

5-pole, shielded

Rear mounting

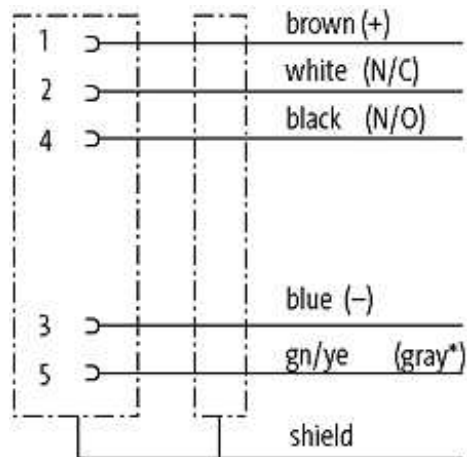
Mounting nut

With open ended wires

Further cable lengths on request. The resistance to aggressive media should be individually tested for your application. Further details on request.

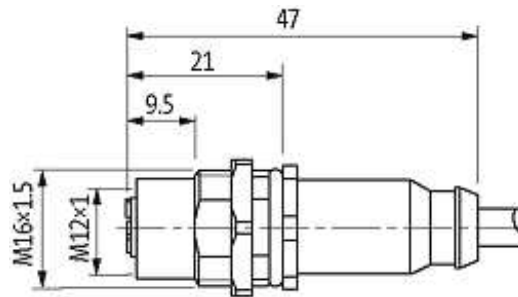
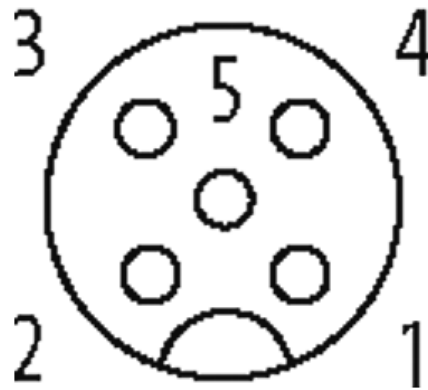
### [Link to Product](#)

#### Illustration




(\* for cable type 203, 603, 243, 643)

# Female



Product may differ from Image

## Approvals



## Form

Form 13621

## Cables

Cable number	642
No./diameter of wires	5 × 0.34 mm <sup>2</sup>
Wire isolation	PP (br, wh, bl, bk, gnye)
C-track properties	5 Mio.
Torsion	2 Mio. ± 30°/m
Jacket Color	black
Shore hardness outer jacket	90 ± 5A
Material (jacket)	PUR (UL/CSA)
Outer Ø	approx. 5.6 mm
Bend radius (fixed)	5 × outer Ø
Bend radius (moving)	10 × outer Ø

The information in this brochure has been compiled with the utmost care.

Liability for the correctness completeness and topicality of the information is restricted to gross negligence. Version: 05/16

Temperature range (fixed)	-40...+80 °C
---------------------------	--------------

Temperature range (mobile)	-25...+80 °C
----------------------------	--------------

Shielded	yes
----------	-----

#### Technical Data

Operating voltage	max. 60 V AC/DC
-------------------	-----------------

Operating current per contact	max. 4 A
-------------------------------	----------

Locking of ports	Screw thread M12 × 1 mm (recommended torque 0.6 Nm) self-securing
------------------	---

Protection	IP66K, IP67 inserted and tightened (EN 60529)
------------	---

#### Commercial data

country of origin	DE
-------------------	----

customs tariff number	85444290
-----------------------	----------

minimum order quantity	1
------------------------	---