



**Model Number**

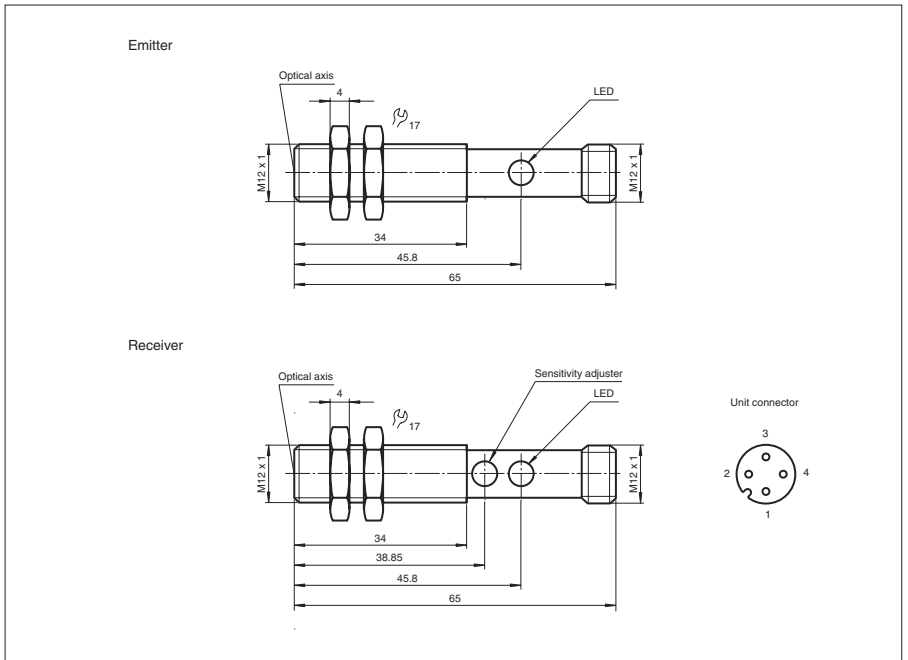
**G12/GV12/36/40b/92**

Thru-beam sensor  
with 4-pin, M12 x 1 connector

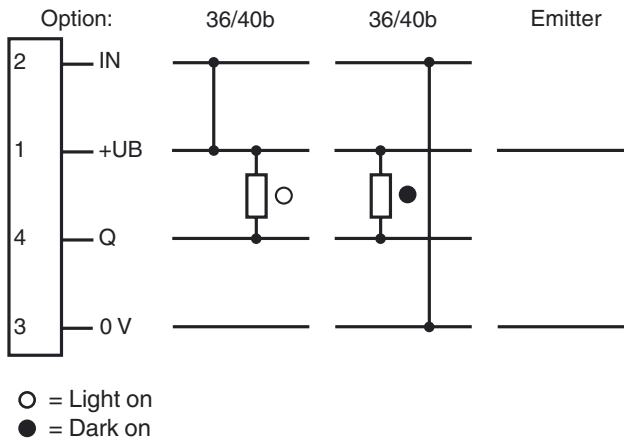
**Features**

- Basic Series with M12 metal housing for standard applications
- Robust M12 threaded housing
- Visible red light
- Light/dark ON, programmable

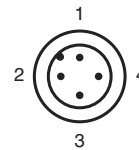
**Dimensions**



**Electrical connection**



**Pinout**



Release date: 2013-11-19 15:35 Date of issue: 2013-11-19 08:49:41\_eng.xml

**Technical data****System components**

Emitter	G12/92
Receiver	GV12/36/40b/92

**General specifications**

Effective detection range	0 ... 5000 mm
Adjustment range	250 ... 5000 mm
Reference target	receiver
Light source	LED
Light type	modulated visible red light , 660 nm
Optical face	frontal
Ambient light limit	20000 Lux

**Indicators/operating means**

Function indicator	LED yellow: switching state
Control elements	sensitivity adjustment , receiver

**Electrical specifications**

Operating voltage	$U_B$	10 ... 30 V DC
Ripple		10 %
No-load supply current	$I_0$	$\leq 20$ mA
Time delay before availability	$t_v$	$\leq 25$ ms

**Input**

Control input	light on +UB dark on: 0 V
---------------	------------------------------

**Output**

Switching type	light/dark on	
Signal output	1 NPN output, short-circuit protected, reverse polarity protected, open collector	
Switching voltage	max. 30 V DC	
Switching current	max. 300 mA	
Voltage drop	$U_d$	$\leq 3$ V
Switching frequency	$f$	$\leq 500$ Hz
Response time		$\leq 1$ ms

**Standard conformity**

Standards	EN 60947-5-2
-----------	--------------

**Ambient conditions**

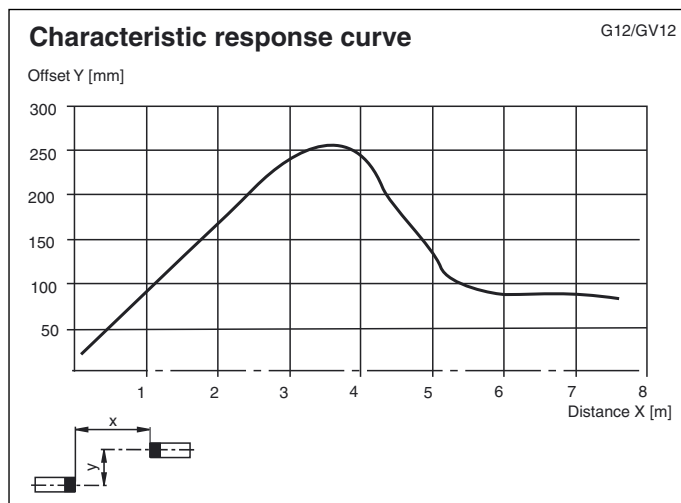
Ambient temperature	-25 ... 55 °C (-13 ... 131 °F)
Storage temperature	-40 ... 70 °C (-40 ... 158 °F)

**Mechanical specifications**

Protection degree	IP67
Connection	connector M12 x 1, 4-pin
Material	
Housing	brass, nickel-plated
Optical face	PMMA
Mass	15 g (device)

**Approvals and certificates**

CCC approval	CCC approval / marking not required for products rated $\leq 36$ V
Approvals	CE

**Curves/Diagrams****Accessories****BF 12**

Mounting flange, 12 mm

**BF 12-F**

Mounting flange with dead stop, 12 mm

**BF 5-30**

Universal mounting bracket for cylindrical sensors with a diameter of 5 ... 30 mm

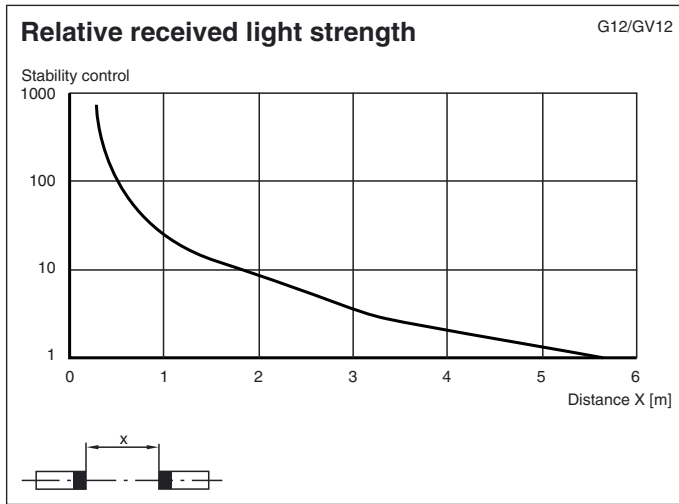
**V1-G-2M-PUR**

Female cordset, M12, 4-pin, PUR cable

**V1-W-2M-PUR**

Female cordset, M12, 4-pin, PUR cable

Additional accessories can be found in the Internet.



Release date: 2013-11-19 15:35 Date of issue: 2013-11-19 08:49:41\_eng.xml

Refer to "General Notes Relating to Pepperl+Fuchs Product Information".

Pepperl+Fuchs Group  
www.pepperl-fuchs.com

USA: +1 330 486 0001  
fa-info@us.pepperl-fuchs.com

Germany: +49 621 776 4411  
fa-info@de.pepperl-fuchs.com

Singapore: +65 6779 9091  
fa-info@sg.pepperl-fuchs.com