



Model Number

SLA40/92

Safety thru-beam sensor with M12, 4-pin metal connector

Features

- Detection range up to 4 m
- Self-monitoring (type 4 according to IEC/EN 61496-1)
- Red transmission light
- Clearly visible LED functional display and pre-fault indicator on the receiver
- Metal housing
- Connection via M12 connector or fixed cable
- Operation on control units of SB4 (SafeBox)
- Protection type IP67 optional

Accessories

OMH-40

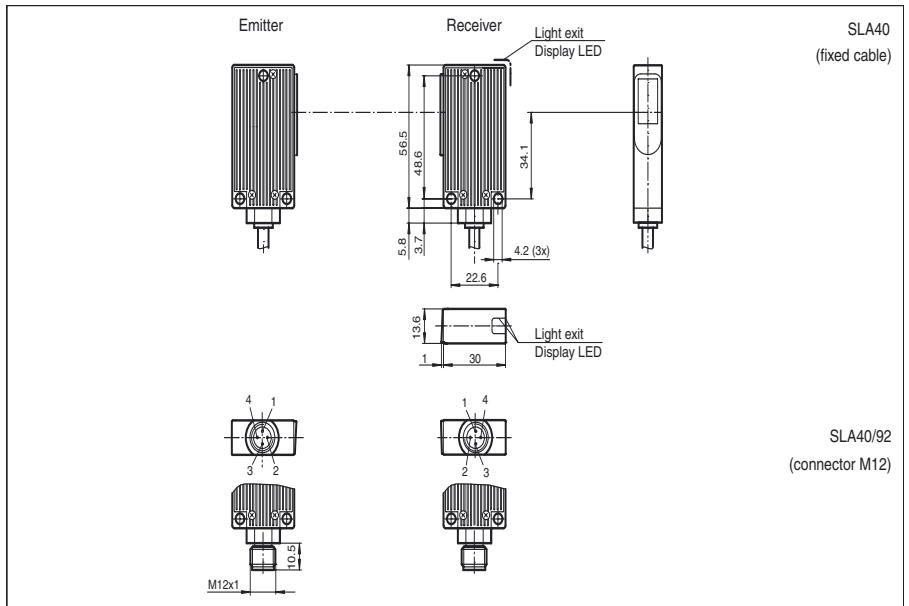
Mounting aid

SLA-1-M

Deviation mirror

Additional accessories can be found in the Internet.

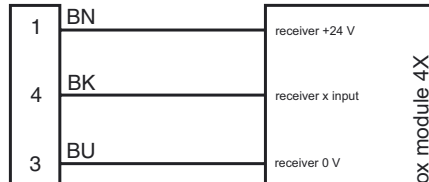
Dimensions




Electrical connection

Design with connector plug

Receiver:

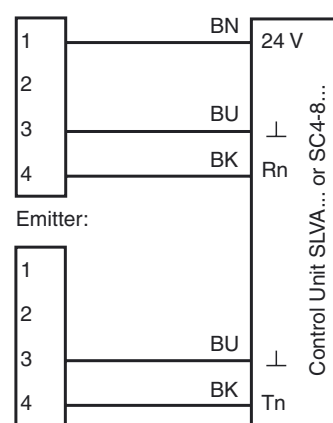


Emitter:




Design with connector plug

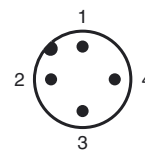
Receiver:



Emitter:



Pinout



Release date: 2009-12-14 11:10 Date of issue: 2009-12-14 114414_ENG.xml

Technical data

General specifications

Effective detection range	0 ... 4 m
Light source	LED
Light type	red, modulated light
Approvals	TÜV
Tests	IEC/EN 61496
Safety type according to IEC/EN 61496	4
Marking	CE
Obstacle size	static: 10 mm dynamic: 30 mm (at v = 1.6 m/s of the obstacle)
Angle of divergence	< 5 °

Functional safety related parameters

Safety Integrity Level (SIL)	SIL 3
Performance level (PL)	PL e
Category	Cat. 4
Mission Time (T _M)	20 a
PFH _d	4.4 E-10

Indicators/operating means

Function display	LED yellow/green in receiver: off: Interruption yellow: transmission green: reception with sufficient stability control
Pre-fault indication	LED functional display yellow

Electrical specifications

Operating voltage	U _B	Power supply via control unit
-------------------	----------------	-------------------------------

Ambient conditions

Ambient temperature	-20 ... 60 °C (253 ... 333 K)
Storage temperature	-20 ... 70 °C (253 ... 343 K)
Relative humidity	max. 95 %, not condensing

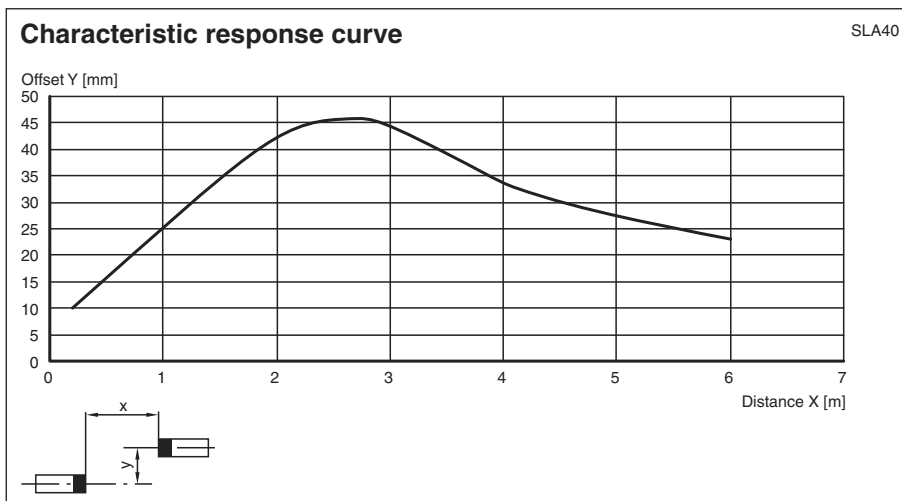
Mechanical specifications

Protection degree	IP65
Connection	M12 connector, 4-pin
Material	
Housing	aluminium pressure moulding, RLA 1021 (yellow) painted
Optical face	glass pane
Mass	Per 100 g

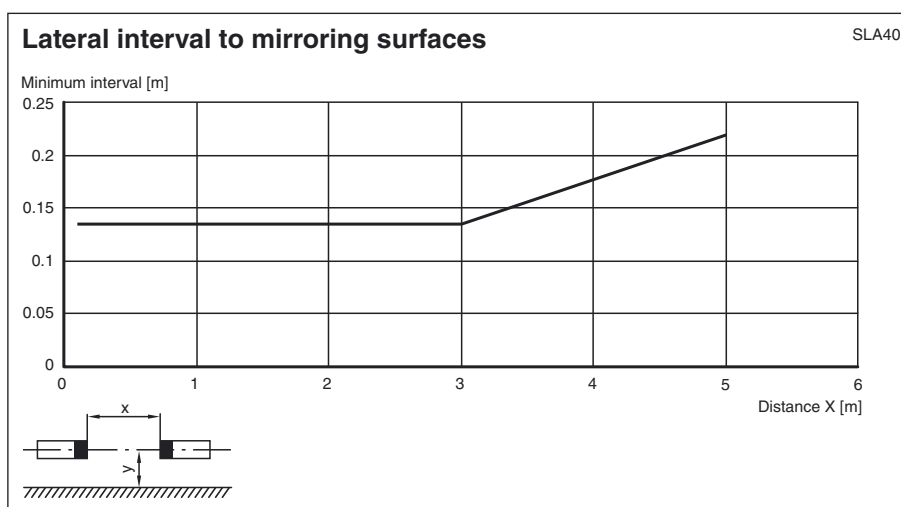
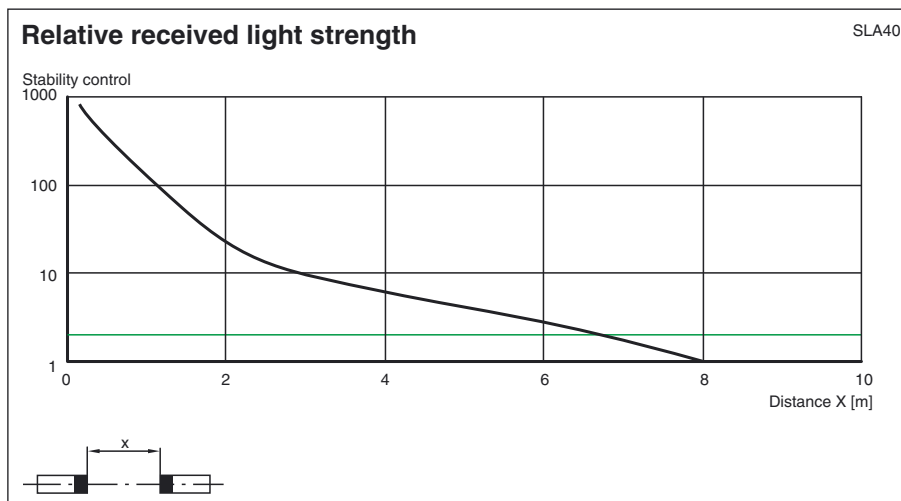
General information

System components	
Emitter	SLA40-T/92
Receiver	SLA40-R/92

Curves/Diagrams



Release date: 2009-12-14 11:10 Date of issue: 2009-12-14 11:4414_ENG.xml



System accessories

Control units

SB4 (SafeBox)

Cable sockets (only option /92)

straight: V1-G-2M-PVC
V1-G-5M-PVC
V1-G-10M-PVC
angled: V1-W-2M-PVC
V1-W-5M-PVC
V1-W-10M-PVC

Mounting aids

OMH-40

Further accessories

Redirection mirror
SLA-1-M

Release date: 2009-12-14 11:10 Date of issue: 2009-12-14 11:4414_ENG.xml