

Technical data**System components**

Emitter	LD28-F2/76a/115
Receiver	LV28-F2/47/82b/115

General specifications

Effective detection range	0 ... 30 m
Threshold detection range	40 m
Light source	LED
Light type	modulated visible red light , 660 nm
Alignment aid	LED red (in receiver lens) illuminated constantly: beam is interrupted, flashes: reaching switching point, off: sufficient stability control
Transmitter frequency	F2 = 30 kHz
Diameter of the light spot	approx. 0.6 m at 30 m
Angle of divergence	Emitter 1.2°, Receiver 5°
Ambient light limit	50000 Lux

Functional safety related parameters

MTTF _d	620 a
Mission Time (T _M)	20 a
Diagnostic Coverage (DC)	90 %

Indicators/operating means

Operation indicator	LED green
Function indicator	LED yellow: 1. LED lit constantly: signal > 2 x switching point (function reserve) 2. LED flashes: signal between 1 x switching point and 2 x switching point 3. LED off: signal < switching point
Control elements	sensitivity adjustment (Adjustment to < 25% of the effective operating range) , Light/Dark switch

Electrical specifications

Operating voltage	U _B	10 ... 30 V DC
Ripple		10 %
No-load supply current	I ₀	Emitter: ≤ 50 mA Receiver: ≤ 35 mA

Input

Test input	emitter deactivation at +U _B (I _{max} < 3 mA at 30 V DC)
------------	--

Output

Pre-fault indication output	1 PNP transistor, short-circuit protected, protected from reverse polarity, open collector, U _{max} = 30 V DC, I _{max} = 0.2 A The output becomes inactive if the signal level has fallen below the function reserve for approx. 10 s (yellow and red LEDs flash). If the light beam is interrupted four times during this period, the output immediately becomes inactive.	
Switching type	light/dark on, switchable	
Signal output	2 PNP, complementary, short-circuit protected, reverse polarity protected , open collectors	
Switching voltage	max. 30 V DC	
Switching current	max. 200 mA	
Switching frequency	f	1000 Hz
Response time		0.5 ms

Ambient conditions

Ambient temperature	-40 ... 60 °C (-40 ... 140 °F)
Storage temperature	-40 ... 75 °C (-40 ... 167 °F)

Mechanical specifications

Protection degree	IP67
Connection	2.5 m, 5-wire, fixed cable, Euronorm
Material	
Housing	Plastic ABS
Optical face	Plastic pane
Mass	500 g (emitter and receiver)

Compliance with standards and directives

Standard conformity	
Product standard	EN 60947-5-2:2007 IEC 60947-5-2:2007

Approvals and certificates

Protection class	II, rated voltage ≤ 250 V AC with pollution degree 1-2 according to IEC 60664-1
UL approval	cULus
CCC approval	CCC approval / marking not required for products rated ≤ 36 V

Accessories**OMH-05**

Mounting aid for round steel ø 12 mm or sheet 1.5 mm ... 3 mm

OMH-07

Mounting aid for round steel ø 12 mm or sheet 1.5 mm ... 3 mm

OMH-21

Mounting bracket

OMH-22

Mounting bracket

OMH-MLV11-K

dove tail mounting clamp

OMH-RLK29-HW

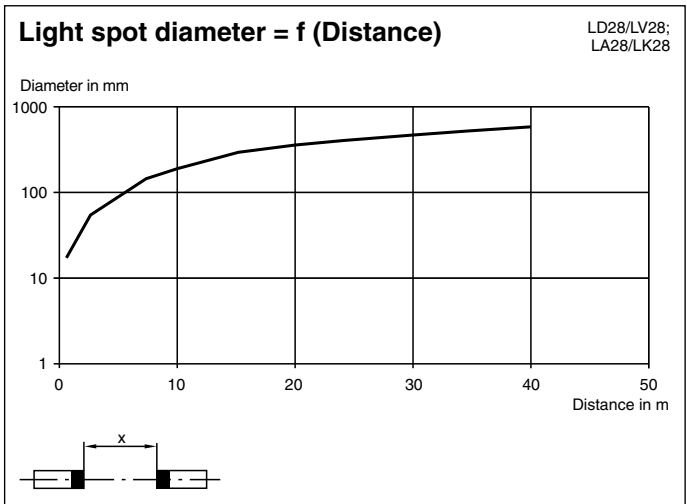
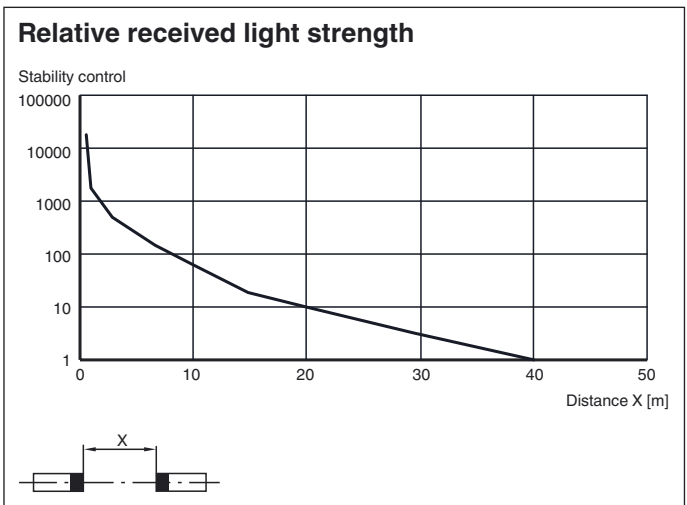
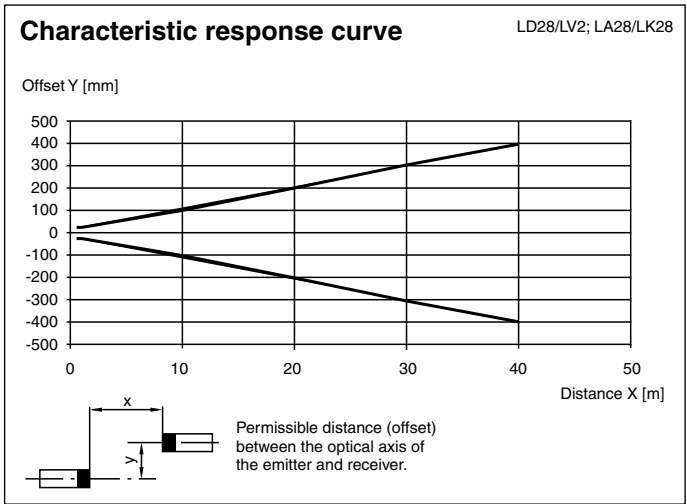
Mounting bracket for rear wall mounting

OMH-RL28-C

Weld slag cover model

Additional accessories can be found in the Internet.

Curves/Diagrams



Release date: 2014-02-10 10:21 Date of issue: 2014-02-12 116616_eng.xml

Refer to "General Notes Relating to Pepperl+Fuchs Product Information".