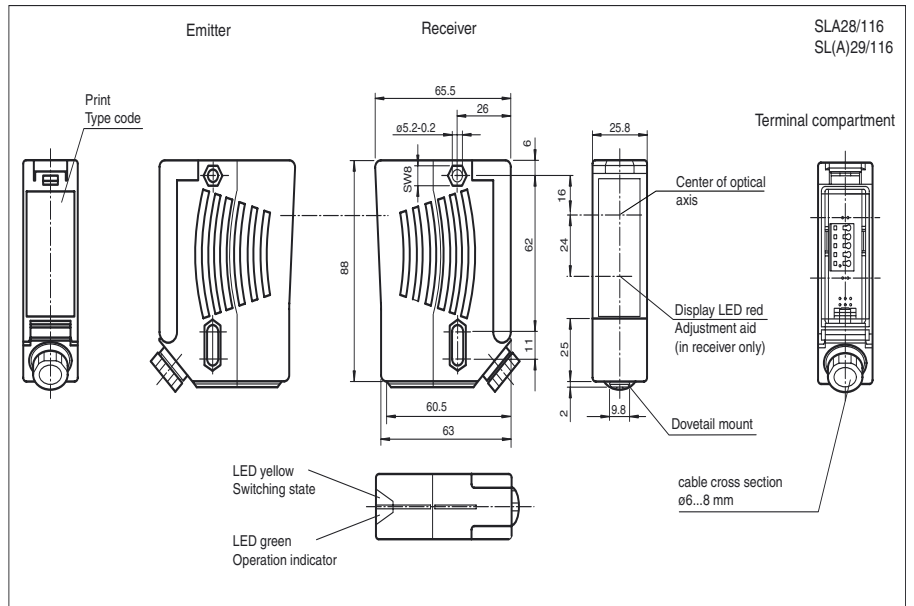




**Dimensions**



SLA28/116  
SL(A)29/116

**Model Number**

**SL29/35/116 R=65m**

Safety thru-beam sensor  
with terminal compartment

**Features**

- Detection range up to 65 m
- Test input (Type 2 according to IEC/EN 61496-1)
- Red transmission light
- Integrated alignment aid
- Clearly visible LED functional display and pre-fault indicator on the receiver
- Sturdy housing
- Protection degree IP67
- Operation on control units of series SC2-2


**Electrical connection**

Design with terminal compartment

Receiver:



Emitter:



Release date: 2009-12-14 11:08 Date of issue: 2009-12-14 11:352\_ENG.xml

**Technical data**

**General specifications**

Effective detection range	6 ... 65 m
Threshold detection range	85 m
Light source	LED
Light type	red, modulated light
Approvals	TÜV
Tests	IEC/EN 61496
Safety type according to IEC/EN 61496	2
Marking	CE
Obstacle size	static: 30 mm dynamic: 40 mm (at v = 1.6 m/s of the obstacle)
Alignment aid	LED red
Angle of divergence	< 10 °

**Functional safety related parameters**

Safety Integrity Level (SIL)	SIL 2
Performance level (PL)	PL d
Category	Cat. 2
Mission Time (T <sub>M</sub> )	20 a
PFH <sub>d</sub>	1 E-7

**Indicators/operating means**

Operating display	LED green
Function display	LED yellow: 1. LED lits constantly: signal > 2 x switching point (function reserve) 2. LED flashes: signal between 1 x switching point and 2 x switching point 3. LED off: signal < switching point

**Electrical specifications**

Operating voltage	U <sub>B</sub>	Power supply via control unit
-------------------	----------------	-------------------------------

**Ambient conditions**

Ambient temperature	-20 ... 60 °C (253 ... 333 K)
Storage temperature	-20 ... 70 °C (253 ... 343 K)
Relative humidity	max. 95 %, not condensing

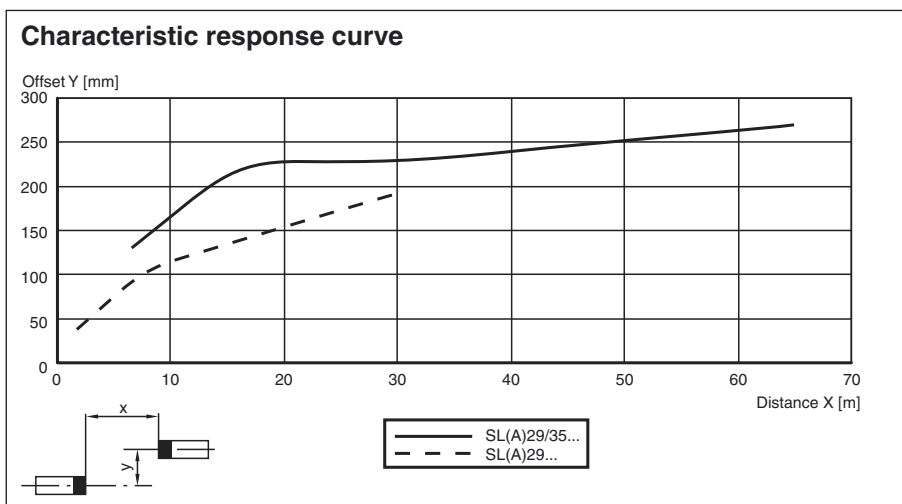
**Mechanical specifications**

Protection degree	IP67 according to EN 60529
Connection	terminal compartment
Material	
Housing	Plastic ABS, front part black, back part yellow (RAL1021)
Optical face	Plastic pane
Mass	per device 70 g

**General information**

System components	
Emitter	SL29-T/35/116 R=65m
Receiver	SL29-R/35/116 R=65m

**Curves/Diagrams**



Release date: 2009-12-14 11:08 Date of issue: 2009-12-14 11:08 ENG.xml



straight: V15-G-2M-PVC  
V15-G-5M-PVC  
V15-G-10M-PVC  
angled: V15-W-2M-PVC  
V15-W-5M-PVC  
V15-W-10M-PVC

Option /116: no

#### Mounting aids

OMH-21  
OMH-22  
OMH-05  
OMH-MLV11-K

#### Further accessories

Laser alignment aid  
BA SLA28

Redirection mirror  
SLA-1-M