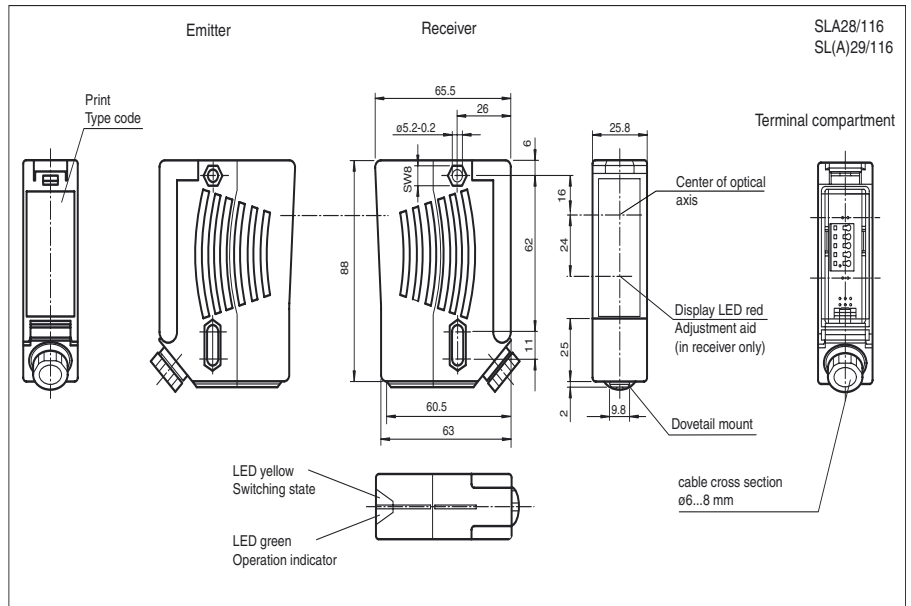




Dimensions



SLA28/116
SL(A)29/116

Model Number

SLA29/116

Safety thru-beam sensor
with terminal compartment

Features

- Detection range up to 30 m
- Self-monitoring (type 4 according to IEC/EN 61496-1)
- Red transmission light
- Integrated alignment aid
- Clearly visible LED functional display and pre-fault indicator on the receiver
- Sturdy housing
- Waterproof, protection class IP67
- Operation on control units of series SB4 (SafeBox) and SC4-2

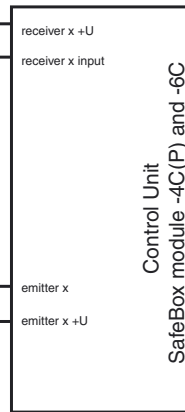
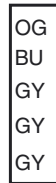
Accessories

- OMH-05**
Mounting aid
- OMH-21**
Mounting aid
- OMH-22**
Mounting aid
- OMH-MLV11-K**
Mounting aid
- BA SLA28**
Mounting aid Safety
- MS SLP/SLA28**
Mounting aid Safety
- MS SLPCM**
Mounting aid Safety
- SLA-1-M**
Additional accessories can be found in the Internet.

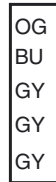
Electrical connection

Design with terminal compartment

Receiver:


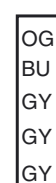


Emitter:

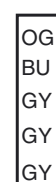


Design with terminal compartment

Receiver:



Emitter:



Release date: 2009-12-14 11:09 Date of issue: 2009-12-14 11:09 118440_ENG.xml

Subject to modifications without notice

Pepperl+Fuchs Group
www.pepperl-fuchs.com

USA: +1 330 486 0001
fa-info@us.pepperl-fuchs.com

Germany: +49 621 776-4411
fa-info@pepperl-fuchs.com

Copyright Pepperl+Fuchs
Singapore: +65 6779 9091
fa-info@sg.pepperl-fuchs.com

Technical data

General specifications

Effective detection range	0.2 ... 30 m
Threshold detection range	40 m
Light source	LED
Light type	red, modulated light
Approvals	TÜV
Tests	IEC/EN 61496
Safety type according to IEC/EN 61496	4
Marking	CE
Obstacle size	static: 30 mm dynamic: 40 mm (at v = 1.6 m/s of the obstacle)
Alignment aid	LED red in receiver
Angle of divergence	< 5 °

Functional safety related parameters

Safety Integrity Level (SIL)	SIL 3
Performance level (PL)	PL e
Category	Cat. 4
Mission Time (T _M)	20 a
PFH _d	4.4 E-10

Indicators/operating means

Operating display	LED green
Function display	LED yellow: 1. LED lits constantly: signal > 2 x switching point (function reserve) 2. LED flashes: signal between 1 x switching point and 2 x switching point 3. LED off: signal < switching point

Electrical specifications

Operating voltage	U _B	Power supply via control unit
-------------------	----------------	-------------------------------

Ambient conditions

Ambient temperature	-20 ... 60 °C (253 ... 333 K)
Storage temperature	-20 ... 70 °C (253 ... 343 K)
Relative humidity	max. 95 %, not condensing

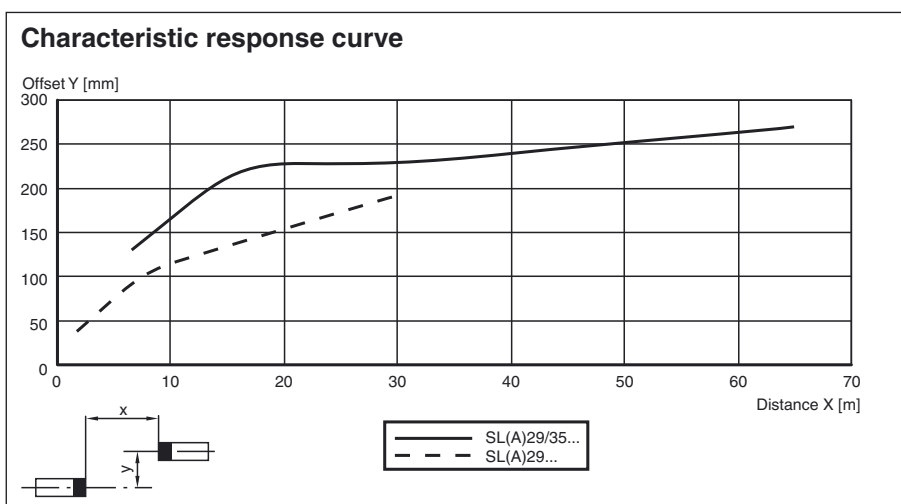
Mechanical specifications

Protection degree	IP67 according to EN 60529
Connection	terminal compartment
Material	
Housing	ABS plastic, RLA 1021 (yellow) painted
Optical face	Plastic pane
Mass	per device 70 g

General information

System components	
Emitter	SLA29-T/116
Receiver	SLA29-R/116

Curves/Diagrams



Release date: 2009-12-14 11:09 Date of issue: 2009-12-14 11:09 ENG.xml

straight: V15-G-2M-PVC
V15-G-5M-PVC
V15-G-10M-PVC
angled: V15-W-2M-PVC
V15-W-5M-PVC
V15-W-10M-PVC

Option /116: no

Mounting aids

OMH-21
OMH-22
OMH-05
OMH-MLV11-K

Further accessories

Laser alignment aid
BA SLA28

Muting Set
MS SLP/SLA28

Redirection mirror
SLA-1-M