



Model Number

DK31-9,5/110/124

Print mark contrast sensor
with 5-pin, M12 x 1 connector

Features

- Diffuse mode sensor for recording any print mark
- Dynamic TEACH-IN: automatic switching threshold adaptation with one key pressure
- Optical face axial
- 30 µs response time, suitable for extremely rapid scanning processes
- High accuracy for precise positioning operations
- 3 emitter colors: green, red and blue

Product information

The contrast sensor series DK10, DK2X, DKE2X and DK3X have an extreme robust and IP67 tight industrial standard housing with eight M5 metal reinforced inserts for sensor mounting. The lenses are made of high grade glass. All sensors offer different light spot shapes and orientations and have powerful push-pull outputs (NPN/PNP/push-pull).

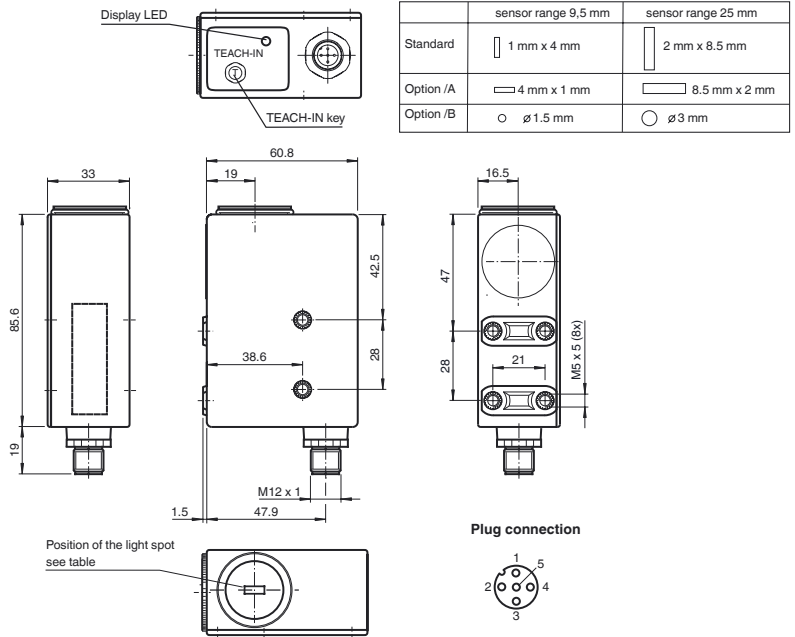
The DK10 sensor series offers laser and LED light sources, a manual sensitivity adjustment and high sensing ranges up to 800 mm.

The DK20/DK21/DKE2X standard contrast sensor series offers a very good contrast recognition and are available in extreme robust stainless-steel housings (DKE).

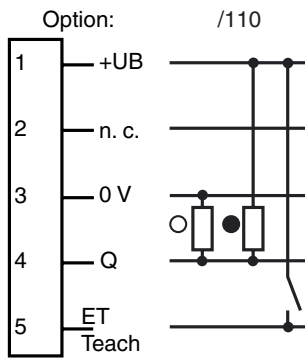
The DK31/DK34/DK35 sensor series is designed for cutting edge contrast recognition at highest sensitivity level.

The series DK20/DK34 offer a static Teach-In, the DK21/DKE21/DK31/DK35 series offer a dynamic Teach-In.

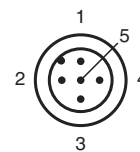
Dimensions



Electrical connection



Pinout



Release date: 2013-09-23 09:30 Date of issue: 2013-10-07 133175_eng.xml

Refer to "General Notes Relating to Pepperl+Fuchs Product Information".

Pepperl+Fuchs Group
www.pepperl-fuchs.com

USA: +1 330 486 0001
fa-info@us.pepperl-fuchs.com

Germany: +49 621 776 4411
fa-info@de.pepperl-fuchs.com

Singapore: +65 6779 9091
fa-info@sg.pepperl-fuchs.com

Technical data**General specifications**

Sensor range	9,5 mm ± 3 mm
Light source	LED
Light type	Visible green/red/blue, modulated light
Light spot representation	rectangular 1 mm x 4 mm
Angle deviation	max. ± 3°
Ambient light limit	
Continuous light	40000 Lux
Teach-In	Dynamic Teach-In

Functional safety related parameters

MTTF _d	650 a
Mission Time (T _M)	20 a
Diagnostic Coverage (DC)	0 %

Indicators/operating means

Function indicator	LED yellow; switching operation: lights up if print mark is detected Teach-In operation: flashing slowly alarm display: flashing quickly, if no safe operation is possible
Control elements	Teach-In key

Electrical specifications

Operating voltage	U _B	10 ... 30 V DC
Ripple		10 %
No-load supply current	I ₀	≤ 75 mA

Input

Function input	Teach-In input
----------------	----------------

Output

Switching type	Output switches to U _B when print mark is detected and to 0 V when background is detected	
Signal output	Push-pull output, short-circuit protected, reverse polarity protected	
Switching voltage	PNP: ≥ (+U _B - 2.5 V) , NPN: ≤ 1.5 V	
Switching current	max. 200 mA	
Switching frequency	f	16.5 kHz
Response time		30 μs

Ambient conditions

Ambient temperature	-20 ... 60 °C (-4 ... 140 °F)
Storage temperature	-20 ... 75 °C (-4 ... 167 °F)

Mechanical specifications

Protection degree	IP67
Connection	M12 x 1 connector, 5-pin
Material	
Housing	PC (glass-fiber-reinforced Makrolon)
Optical face	glass
Mass	200 g

Compliance with standards and directives

Standard conformity	
Product standard	EN 60947-5-2:2007 IEC 60947-5-2:2007
Shock and impact resistance	IEC / EN 60068. half-sine, 40 g in each X, Y and Z directions
Vibration resistance	IEC / EN 60068-2-6. Sinus. 10 -150 Hz, 5 g in each X, Y and Z directions

Approvals and certificates

CCC approval	CCC approval / marking not required for products rated ≤36 V
--------------	--

Accessories**V15-G-5M-PVC**

Female cordset, M12, 5-pin, PVC cable

V15-W-5M-PVC

Female cordset, M12, 5-pin, PVC cable

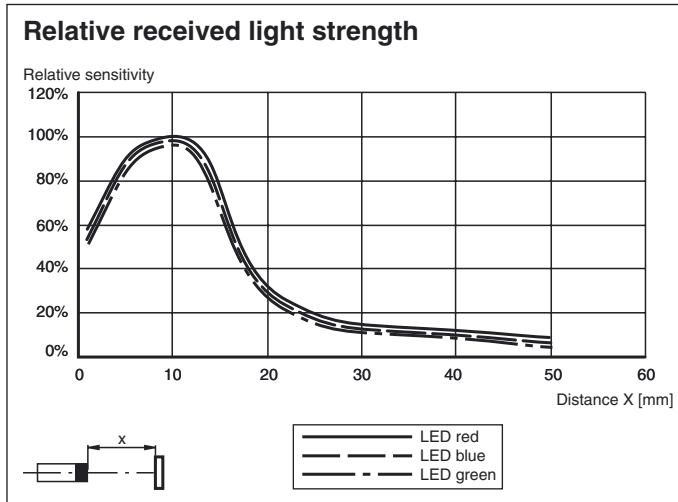
OMH-DK

Right-Angled Mounting Bracket

OMH-DK-1

Flat Mounting Bracket

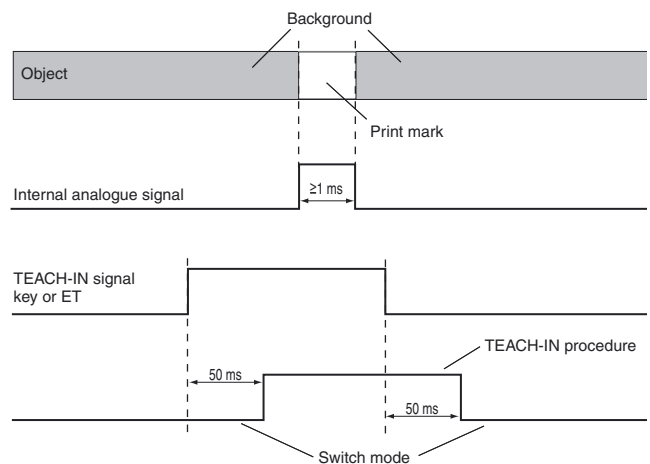
Other suitable accessories can be found at www.pepperl-fuchs.com



Additional information

Adjustment

1. Adjust light spot to background. The sensor must be bend 10° to 15° towards the material surface if the object surface is reflective or glossy.
2. Keep Teach-In key at the device pressed or connect +UB to external input ET continuously. The Teach-In process starts 50 ms after the Teach-In signal is connected.
3. The print mark must cover the light spot for at least 1 ms completely. Move the print mark through the light spot.
4. The Teach-In process finishes 50 ms after the Teach-In-signal (keystroke or ET) with the following possible conditions:
 Teach-In successful: the non-volatile saving of the taught-in values in EEPROM follows. Indicator-LED illuminates when print mark is detected. Push-pull output switches when print mark is detected to +UB, with background to 0 V.
 ALARM-function: Recorded contrast for all emitter light colours too faint. Indicator-LED flashes with approx. 4 Hz, optional analog-output shows minimal signal. Return to the operation mode with the latest accepted values after keystroke or +UB at ET (at least 50 ms).



The switching level is centered between the evaluated print mark/background-contrast values.

The sensor automatically selects and stores the most suitable emitter colour for the best print mark/background-contrast.

For exact contrast evaluation, the DK... can optionally be equipped with an additional analogue output.

Emitter-test function:

1. Switch on sensor supply while active Teach-In signal (keystroke or ET).
2. After Teach-In is released, the green emitter is switched.
3. The red emitter is switched after the second Teach-In.
4. The blue emitter is switched after the third Teach-In.
5. After the fourth Teach-In: normal switching operation.

The switching of the output is suppressed during the test operation.

Release date: 2013-09-23 09:30 Date of issue: 2013-10-07 133175_eng.xml