



Model Number

GLK18-8-400-S/25/115/161

Diffuse mode sensor
with 2 m fixed cable

Features

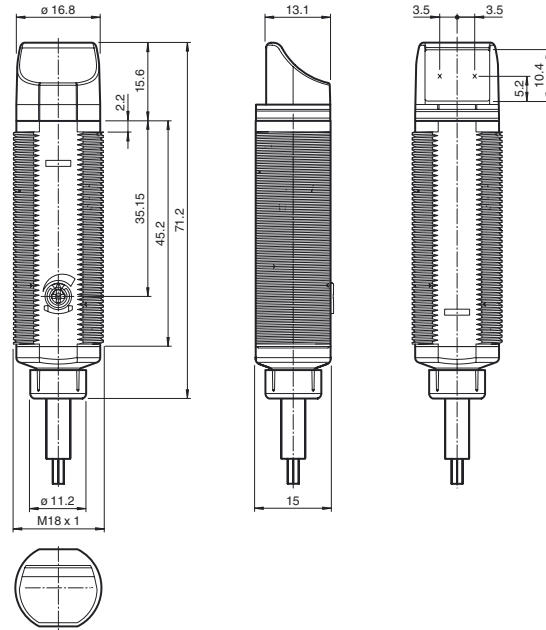
- Short design in M18 plastic housing
- Sidelookerversion
- 4 LEDs indicator for 360° visibility
- Optimal price/power ratio
- Optimized potentiometer design for a clear control button layout in the application
- Universell usage at different power supplies

Product information

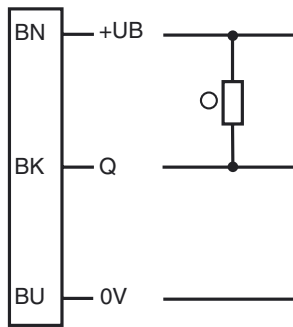
The GLV/GLK18 series sensors help improve the efficiency of machines and systems. The design of the M18 plastic housing, the connection technology, and sensor properties are highly standardized. Concentrating on the key sensor requirements has produced a robust and reliable product series for DC and AC/DC voltage systems without any over-engineering. The mounting set included in the scope of delivery and the optimized potentiometer design ensure fast assembly and easy configuration.

Release date: 2013-01-09 16:20 Date of issue: 2013-01-23 199813_eng.xml

Dimensions

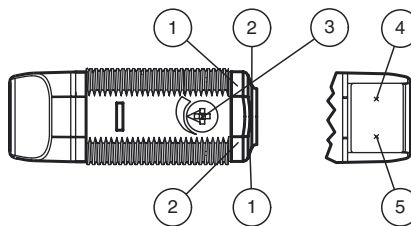


Electrical connection



○ = Light on
● = Dark on

Indicators/operating means



1	Operating display	green
2	Signal display	yellow
3	Sensitivity adjustment	
4	Emitter	
5	Receiver	

Technical data**General specifications**

Detection range	50 ... 400 mm adjustable
Detection range max.	0 ... 400 mm
Reference target	100 mm x 100 mm Kodak white
Light source	LED
Light type	modulated visible red light , 640 nm
Approvals	CE
Diameter of the light spot	approx. 30 mm at 400 mm
Angle of divergence	approx. 4 °
Optical face	lateral
Ambient light limit	30000 Lux ; according to EN 60947-5-2:2007
Hysteresis	H < 15 %
Accessories provided	Mounting aids

Indicators/operating means

Operating display	LED green, statically lit Power on
Function display	LED yellow: lights when object is detected ; flashes when falling short of the stability control
Controls	sensitivity adjustment

Electrical specifications

Operating voltage	U_B	20 ... 250 V AC/DC
No-load supply current	I_0	< 2.5 mA

Output

Switching type	light on	
Signal output	N-channel MOSFET, short circuit protected	
Switching voltage	max. 250 V AC/DC	
Switching current	max. 200 mA	
Voltage drop	U_d	≤ 3.5 V AC/DC
Switching frequency	f	50 Hz
Response time		≤ 10 ms

Ambient conditions

Ambient temperature	-20 ... 60 °C (-4 ... 140 °F)
Storage temperature	-40 ... 70 °C (-40 ... 158 °F)

Mechanical specifications

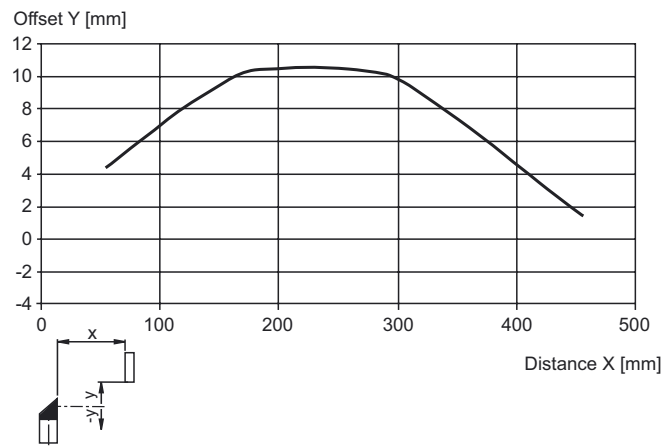
Protection degree	IP67
Connection	2 m, 3 x 0.34 mm ² , PVC cable
Material	
Housing	PC-PBT
Optical face	PMMA
Mass	approx. 100 g

Compliance with standards and directives

Standard conformity	
Product standard	EN 60947-5-2:2007 ; IEC 60947-5-2:2007
Standards	UL 508

Approvals and certificates

Protection class	II, rated insulation voltage ≤ 250 V AC with pollution degree 1-2 according to IEC 60664-1
UL approval	cULus Listed, Type 1 enclosure
CCC approval	Certified by China Compulsory Certification (CCC)

Curves/Diagrams**Characteristic response curve****Accessories****CPZ18B03**

Mounting Bracket with swivel nut

BF 18

Mounting flange, 18 mm

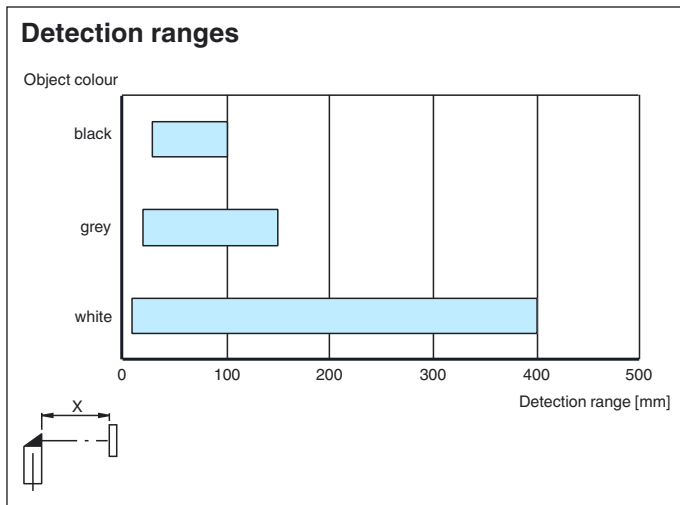
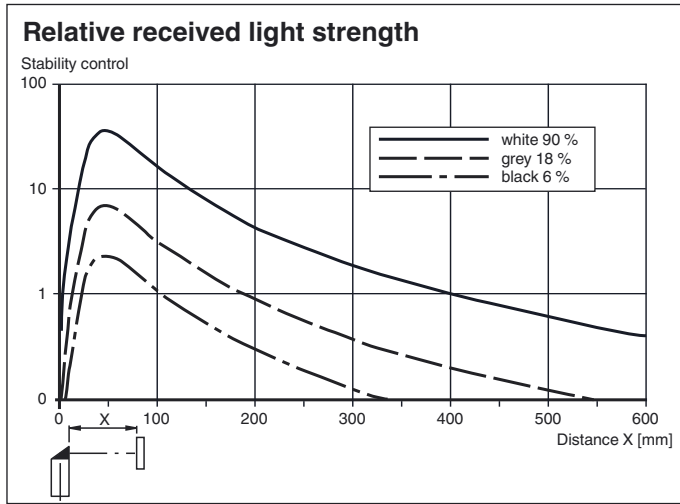
BF 18-F

Mounting flange with dead stop, 18 mm

BF 5-30

Universal mounting bracket for cylindrical sensors with a diameter of 5 ... 30 mm

Other suitable accessories can be found at www.pepperl-fuchs.com



Release date: 2013-01-09 16:20 Date of issue: 2013-01-23 199813_eng.xml