



**Model Number**

**GLK18-8-400-S/25/161/166**

Diffuse mode sensor  
Plastic connector Micro AC 1/2", 4-pin

**Features**

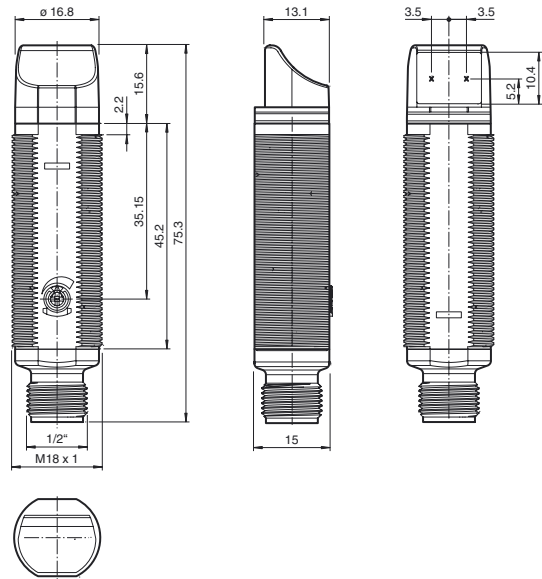
- Short design in M18 plastic housing
- Sidelookerversion
- 4 LEDs indicator for 360° visibility
- Optimal price/power ratio
- Optimized potentiometer design for a clear control button layout in the application
- Universell usage at different power supplies

**Product information**

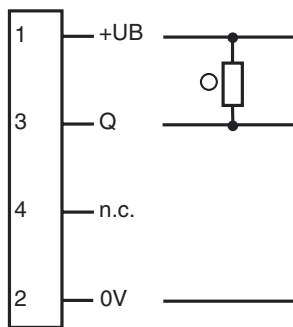
The GLV/GLK18 series sensors help improve the efficiency of machines and systems. The design of the M18 plastic housing, the connection technology, and sensor properties are highly standardized. Concentrating on the key sensor requirements has produced a robust and reliable product series for DC and AC/DC voltage systems without any over-engineering. The mounting set included in the scope of delivery and the optimized potentiometer design ensure fast assembly and easy configuration.

Release date: 2013-01-09 16:20 Date of issue: 2013-01-23 199814\_eng.xml

**Dimensions**

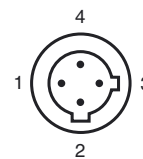


**Electrical connection**

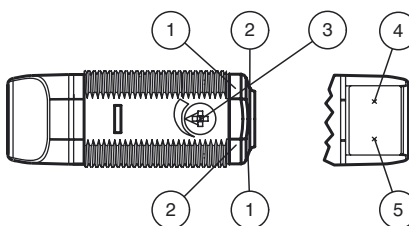


○ = Light on  
● = Dark on

**Pinout**



**Indicators/operating means**



1	Operating display	green
2	Signal display	yellow
3	Sensitivity adjustment	
4	Emitter	
5	Receiver	

**Technical data****General specifications**

Detection range	50 ... 400 mm adjustable
Detection range max.	0 ... 400 mm
Reference target	100 mm x 100 mm Kodak white
Light source	LED
Light type	modulated visible red light , 640 nm
Approvals	CE
Diameter of the light spot	approx. 30 mm at 400 mm
Angle of divergence	approx. 4 °
Optical face	lateral
Ambient light limit	30000 Lux ; according to EN 60947-5-2:2007
Hysteresis	H < 15 %
Accessories provided	Mounting aids

**Indicators/operating means**

Operating display	LED green, statically lit Power on
Function display	LED yellow: lights when object is detected ; flashes when falling short of the stability control
Controls	sensitivity adjustment

**Electrical specifications**

Operating voltage	$U_B$	20 ... 250 V AC/DC
No-load supply current	$I_0$	< 2.5 mA

**Output**

Switching type	light on	
Signal output	N-channel MOSFET, short circuit protected	
Switching voltage	max. 250 V AC/DC	
Switching current	max. 200 mA	
Voltage drop	$U_d$	$\leq 3.5$ V AC/DC
Switching frequency	f	50 Hz
Response time		$\leq 10$ ms

**Ambient conditions**

Ambient temperature	-20 ... 60 °C (-4 ... 140 °F)
Storage temperature	-40 ... 70 °C (-40 ... 158 °F)

**Mechanical specifications**

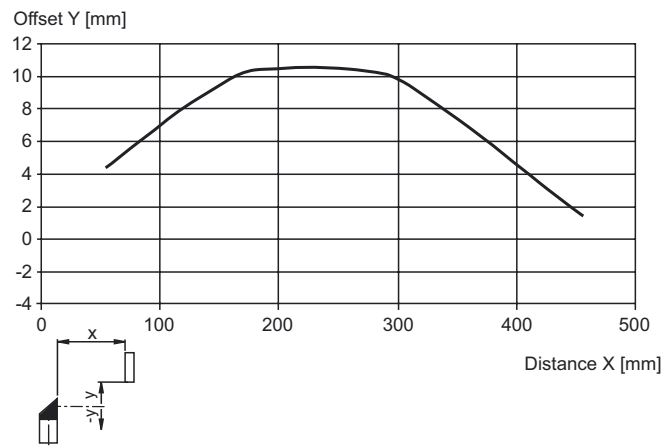
Protection degree	IP67
Connection	Micro AC connector, 1/2" V124 ; 4-pin
Material	
Housing	PC-PBT
Optical face	PMMA
Mass	approx. 10 g

**Compliance with standards and directives**

Standard conformity	
Product standard	EN 60947-5-2:2007 ; IEC 60947-5-2:2007
Standards	UL 508

**Approvals and certificates**

Protection class	II, rated insulation voltage $\leq 250$ V AC with pollution degree 1-2 according to IEC 60664-1
UL approval	cULus Listed, Type 1 enclosure
CCC approval	Certified by China Compulsory Certification (CCC)

**Curves/Diagrams****Characteristic response curve****Accessories****CPZ18B03**

Mounting Bracket with swivel nut

**BF 18**

Mounting flange, 18 mm

**BF 18-F**

Mounting flange with dead stop, 18 mm

**BF 5-30**

Universal mounting bracket for cylindrical sensors with a diameter of 5 ... 30 mm

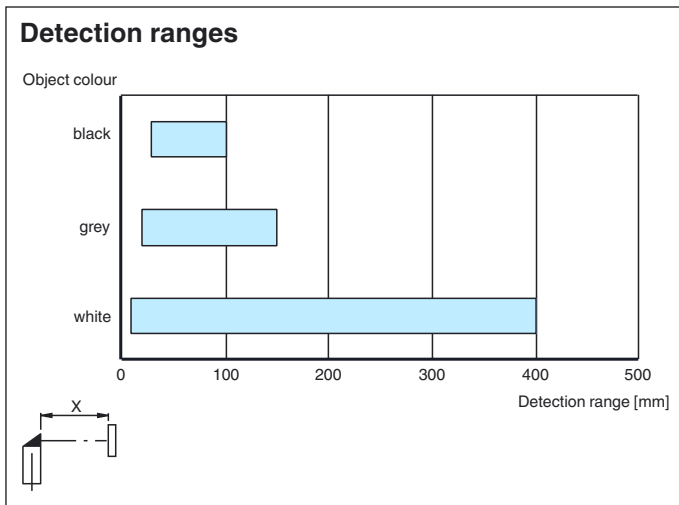
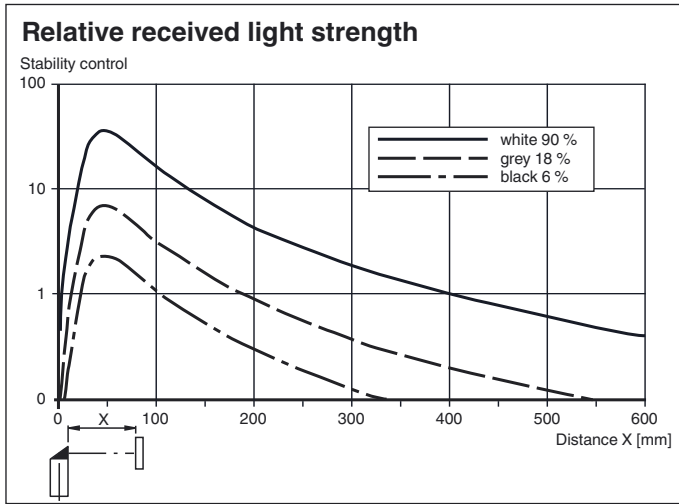
**V124-G-YE2M-PVC**

Connecting cable, 1/2" - 20 UNF, 4-pin, PVC cable

**V124-W-YE2M-PVC**

Connecting cable, 1/2" - 20 UNF, 4-pin, PVC cable

Other suitable accessories can be found at [www.pepperl-fuchs.com](http://www.pepperl-fuchs.com)



Release date: 2013-01-09 16:20 Date of issue: 2013-01-23 199814\_eng.xml