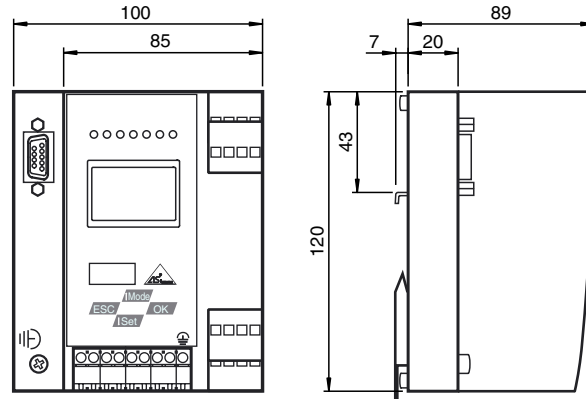




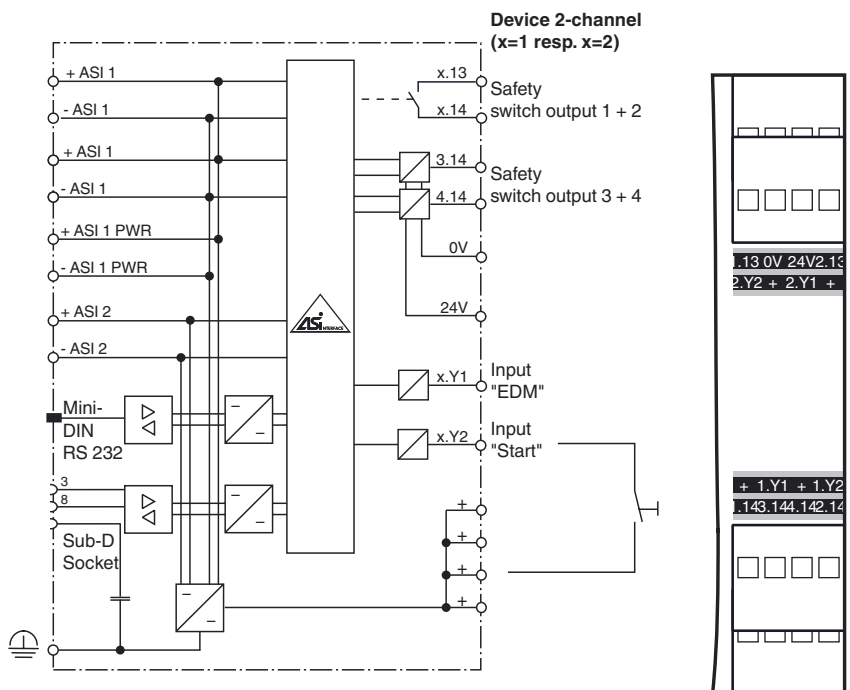
Model number
VBG-PB-K30-D-S16
 Gateway with integrated Safety Monitor

- Features**
- Gateway and safety monitor in one housing
 - Gateway compliant with AS-Interface specification 3.0
 - Connection to PROFIBUS DP
 - AS-Interface safety monitor with extended range of functions
 - Certified up to SIL 3 according to IEC 61508 and EN 62061 and up to PL_e according to EN 13849
 - Memory card for configuration data
 - 2 safe output relays and 2 safe electronic outputs

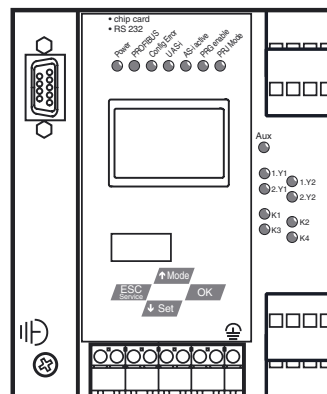
Dimensions



Electrical connection



Indicating / Operating means



Release date: 2013-09-18 09:38 Date of issue: 2014-01-13 207740_eng.xml

Refer to "General Notes Relating to Pepperl+Fuchs Product Information".

Pepperl+Fuchs Group
 www.pepperl-fuchs.com

USA: +1 330 486 0001
 fa-info@us.pepperl-fuchs.com

Germany: +49 621 776 4411
 fa-info@de.pepperl-fuchs.com

Singapore: +65 6779 9091
 fa-info@sg.pepperl-fuchs.com

Technical data**General specifications**

AS-Interface specification	V3.0
PLC-Functionality	activateable
Duplicate address detection	from AS-Interface slaves
Earth fault detection	EFD integrated
EMC monitoring	integrated
Diagnostics function	Extended function via display
Switch-on delay	< 10 s
Response delay	< 40 ms
UL File Number	E223772

Functional safety related parameters

Safety Integrity Level (SIL)	SIL 3
Performance level (PL)	PL e
MTTF _d	200 a
B _{10d}	2 E+7

Indicators/operating means

Display	Illuminated graphical LC display for addressing and error messages
LED PROFIBUS	PROFIBUS master detected; LED green
LED AS-i ACTIVE	AS-Interface operation normal; LED green
LED CONFIG ERR	configuration error; LED red
LED PRG ENABLE	autom. programming; LED green
LED POWER	voltage ON; LED green
LED PRJ MODE	projecting mode active; LED yellow
LED U AS-i	AS-Interface voltage; LED green
LED AUX	ext. auxiliary voltage U _{AUX} ; LED green
LED EDM/Start	External device monitoring circuit inputs closed, 4x yellow LEDs
LED output circuit	Output circuit closed; 4 x green LEDs
Button	4

Electrical specifications

Insulation voltage	U _i	≥ 500 V
Rated operating voltage	U _e	26.5 ... 31.6 V from AS-Interface; Output K3 and K4 24 V DC
Rated operating current	I _e	≤ 300 mA from AS-Interface

Interface 1

Interface type	RS 485
Protocol	PROFIBUS DP V1
Transfer rate	9.6 kBit/s / 12 MBit/s, Automatic baud rate detection

Interface 2

Interface type	RS 232, serial Diagnostic Interface
Transfer rate	19,2 kBit/s

Interface 3

Interface type	Chip card slot
----------------	----------------

Input

Number/Type	4 EDM/Start inputs: EDM: Inputs for the external device monitoring circuits Start: start inputs: Static switching current 4 mA at 24 V, dynamic 30 mA at 24 V (T=100 μs)
-------------	---

Output

Safety output	Output circuits 1 and 2: 2 potential-free contacts, max. contact load: 3 A _{DC-13} at 30 V _{DC} , 3 A _{AC-15} at 30 V _{AC} Output circuits 3 and 4: 2 PNP transistor outputs max. contact load: 0.5 A _{DC-13} at 30 V _{DC}
---------------	--

Connection

PROFIBUS	Sub-D interface
AS-Interface	spring terminals, removable

Ambient conditions

Ambient temperature	0 ... 55 °C (32 ... 131 °F)
Storage temperature	-25 ... 85 °C (-13 ... 185 °F)

Mechanical specifications

Protection degree	IP20
Mass	800 g
Construction type	Low profile housing, Stainless steel

Compliance with standards and directives

Directive conformity	
EMC Directive 2004/108/EC	EN 61000-6-2:2005, EN 61000-6-4:2007
Standard conformity	
Electromagnetic compatibility	EN 61000-6-2:2005, EN 61000-6-4:2007
AS-Interface	EN 50295:1999
Protection degree	EN 60529:2000

Function

The VBG-PB-K30-D-S16 is an IP20-rated PROFIBUS gateway with an integral safety monitor and a master according to AS-Interface specification 3.0. The VBG-PB-K30-D-S16 has four inputs and four outputs. The four inputs are used either for extended EDM device monitoring or as start inputs. Two sets of two outputs act as relay outputs and switch output circuits 1 and 2 and, as semiconductor outputs, output circuits 3 and 4. The K30 model is particularly suitable for installation in a control cabinet.

The VBG-PB-K30-D-S16 is a combined full-specification AS-Interface PROFIBUS gateway and safety monitor. The product allows a gateway and a safety monitor to be used in a single device.

Two safety relays provide a safe interface to the connected consumers. The AS-Interface 3.0 PROFIBUS gateways are used to connect AS-I systems to a higher-level PROFIBUS. They act as a master for the AS-I segment and as a slave for the PROFIBUS.

The AS-I functions are made available on both a cyclic and acyclic basis through PROFIBUS-

DP V1. During cyclic data exchange, up to 32 bytes of I/O data (this amount is variable) are transferred as the digital data of an AS-I segment. In addition, analog values as well as the complete command set of the new AS-I specification can be transferred via PROFIBUS using a command interface. Monitoring of the AS-Interface data can be carried out online via PROFIBUS-DP V1 using the serial PROFIBUS master and the AS-I Control Tools.

Address assignment, the transfer of the desired configuration and the setting of the Profibus address and baud rate can all be performed using switches. Seven LEDs located on the front panel indicate the current status of the AS-Interface segment. One LED shows the power supply via AUX. A further eight LEDs indicate the status of the inputs and outputs.

If the AS-Interface gateway has a graphical display, the commissioning of the AS-Interface circuit and testing of the connected peripherals can take place completely separately from the commissioning of PROFIBUS and the programming. Local operation using the graphical display and the four switches allows all the functions covered on the other AS-Interface masters by AS-i Control Tools software to be visualized on the display. An additional RS 232 socket provides a way of exporting data relating to the gateway, network and operation directly from the gateway for extended local diagnosis purposes.

Accessories**VAZ-SW-SIMON+**

Software for configuration of K30 Master Monitors/K31 and KE4 Safety Monitors

USB-0,8M-PVC ABG-SUBD9

Interface converter USB/RS 232

VAZ-PB-DB9-W

PROFIBUS Sub-D Connector with switchable terminal resistance

Shock and impact resistance	EN 61131-2:2004
Fieldbus standard	PROFIBUS according to DIN 19245 Part 3
Standards	EN 61000-6-2:2005, EN 61000-6-4:2007 EN 954-1:1996 (up to Kategorie 4), IEC 61508:2001 and EN 62061:2005 (up to SIL3) EN 13849:2008 (PL e)

Notes

In an AS-Interface network only one device can be operated earth fault detection. If there are many devices in an AS-Interface network, this can lead to the earth fault monitoring response threshold becoming less sensitive.