

Technical data**General specifications**

Foreground suppression	0 ... 15 mm
Detection range	on black (6 %): 20 ... 60 mm fixed
Detection range min.	20 ... 60 mm
Detection range max.	16 ... 70 mm
Background suppression	starts from 70 mm
Light source	IRE D
Light type	modulated infrared light , 880 nm
Black/White difference (6 %/90 %)	< 1 % at 60 mm
Diameter of the light spot	max. 6 mm at a distance of 70 mm
Angle of divergence	approx. 4 °
Ambient light limit	50000 Lux

Functional safety related parameters

MTTF _d	1260 a
Mission Time (T _M)	20 a
Diagnostic Coverage (DC)	0 %

Indicators/operating means

Operating display	LED green, statically lit Power on, short-circuit or undervoltage : pulsing (1 Hz). Pollution : flashing (1 Hz)
Function display	2 LEDs yellow ON: object inside the scanning range OFF: object outside the scanning range

Electrical specifications

Operating voltage	U _B	10 ... 30 V DC
Ripple		10 %
No-load supply current	I ₀	max. 25 mA

Input

Test input	emitter deactivation at +U _B
------------	---

Output

Pre-fault indication output	1 push-pull (4 in 1) output, short-circuit protected, reverse polarity protected	
Signal output	1 push-pull (4 in 1) output, short-circuit protected, reverse polarity protected	
Switching voltage	max. 30 V DC	
Switching current	max. 100 mA	
Voltage drop	U _d	≤ 2.5 V DC
Switching frequency	f	250 Hz
Response time		2 ms

Ambient conditions

Ambient temperature	0 ... 70 °C (32 ... 158 °F)
Storage temperature	-40 ... 75 °C (-40 ... 167 °F)

Mechanical specifications

Protection degree	IP67
Connection	M12 x 1 connector, 5-pin
Material	
Housing	aluminum , Delta-Seal coated
Optical face	glass pane
Connector	metal
Mass	50 g

Compliance with standards and directives

Directive conformity	
EMC Directive 2004/108/EC	EN 60947-5-2:2007
Standard conformity	
Product standard	EN 60947-5-2:2007 IEC 60947-5-2:2007

Approvals and certificates

Protection class	II, rated voltage ≤ 50 V AC with pollution degree 1-2 according to IEC 60664-1 , functional insulation acc. to DIN EN 50178
UL approval	cULus Listed 57M3 (Only in association with UL Class 2 power supply; Type 1 enclosure)
CCC approval	CCC approval / marking not required for products rated ≤36 V

Accessories

OMH-MLV41-8-HV-L
Mounting bracket

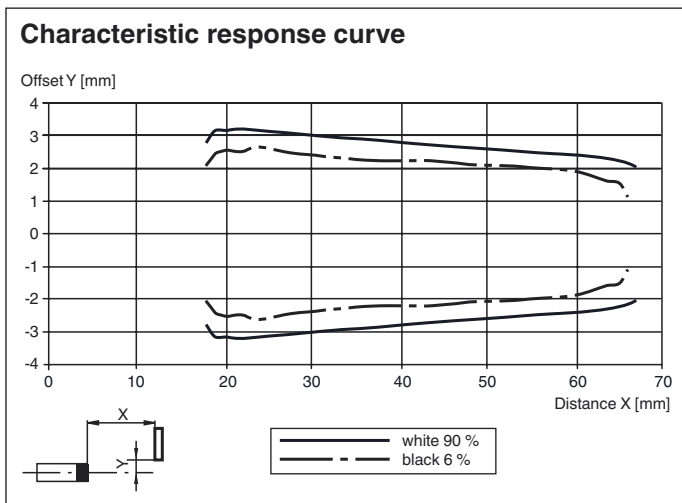
OMH-MLV41-8-HV-U
Mounting bracket

OMH-40
Mounting bracket

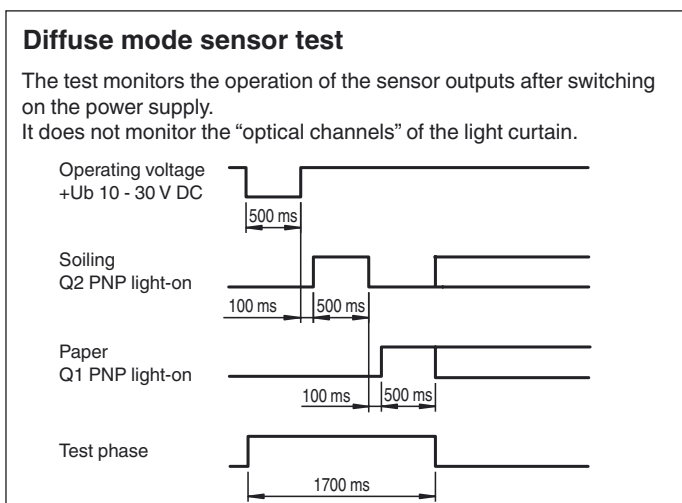
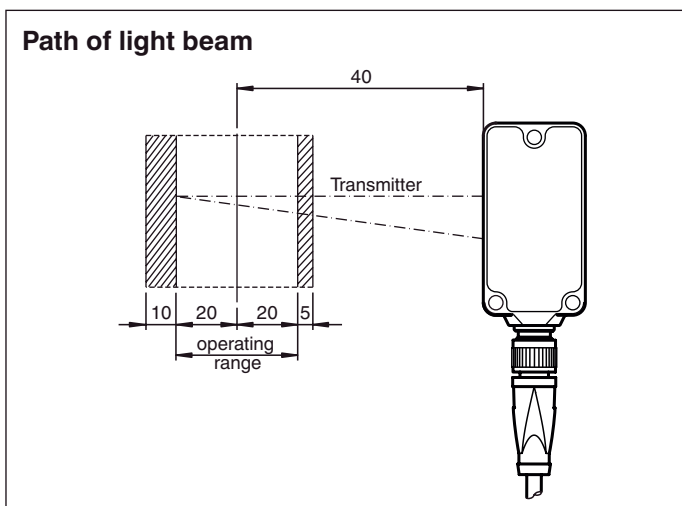
OMH-09
Mounting bracket for Sensors series
MLV41 for M12 rod mounting

Other suitable accessories can be found at
www.pepperl-fuchs.com

Curves/Diagrams



Curves/Diagrams



Release date: 2013-02-04 14:14 Date of issue: 2013-02-18 22:4265_eng.xml