

**Features**

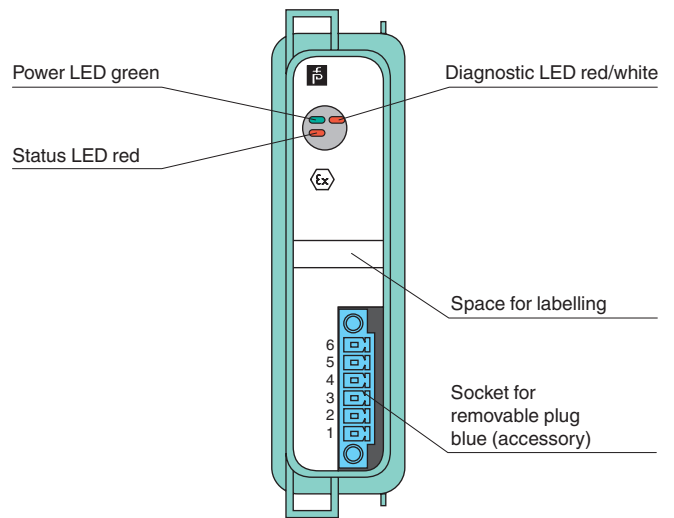
- 1-channel
- Output Ex ia
- Analog output module for 0/4 mA ... 20 mA
- Installation in suitable enclosures in Zone 1 or Zone 21
- Simulation mode for service operations (forcing)
- Line fault detection (LFD)
- Permanently self-monitoring
- Module can be exchanged under voltage (hot swap)

**Function**

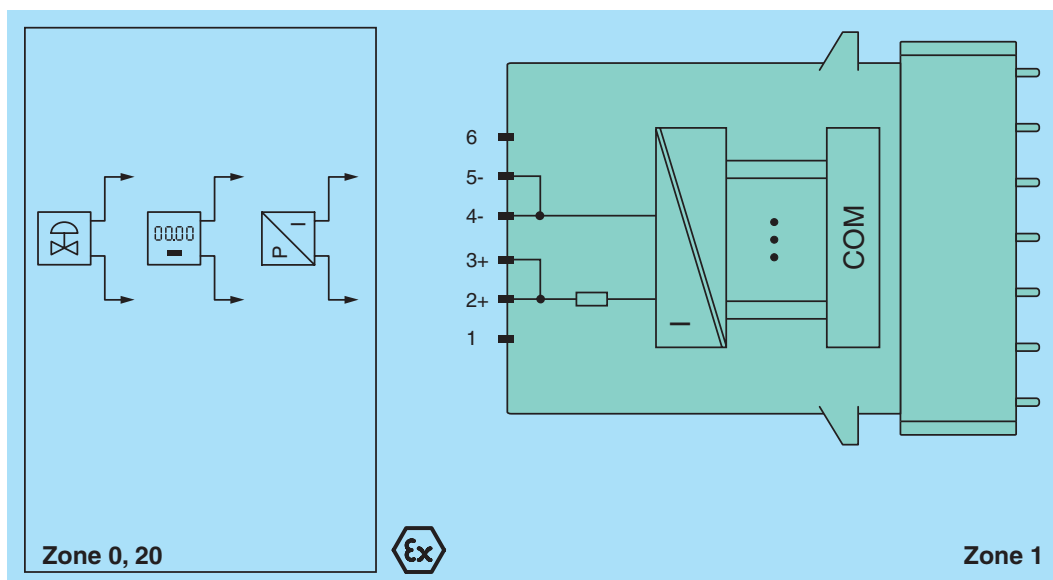
The device drives positioners, proportional valves, I/P converters, or local indicators.  
 Open and short-circuit line faults are detected.  
 The output is galvanically isolated from the bus and the power supply.

**Assembly**

Front view



**Connection**



Release date 2015-02-09 11:09 Date of issue 2015-02-09 239398\_eng.xml



Refer to "General Notes Relating to Pepperl+Fuchs Product Information".

Pepperl+Fuchs Group  
 www.pepperl-fuchs.com

USA: +1 330 486 0002  
 pa-info@us.pepperl-fuchs.com

Germany: +49 621 776 2222  
 pa-info@de.pepperl-fuchs.com

Singapore: +65 6779 9091  
 pa-info@sg.pepperl-fuchs.com

<b>Supply</b>		
Connection		backplane bus
Rated voltage	$U_n$	12 V DC , only in connection with the power supplies FB92**
Power loss		0.2 W
Power consumption		1 W
<b>Internal bus</b>		
Connection		backplane bus
Interface		manufacturer-specific bus to standard com unit
<b>Output</b>		
Number of channels		1
Suitable field devices		proportional valves, I/P converter, local indicators
Connection		channel I: 2/3+, 4/5-
Current		0 ... 25 mA short-circuit protected
Load		750 $\Omega$ max.
Line fault detection		can be switched on/off for each channel via configuration tool , configurable via configuration tool
Short-circuit		Ex works settings: < 50 $\Omega$ configurable between 0 ... 26 mA
Open-circuit		deviation of preset output value > 0.5 mA
Watchdog		within 0.5 s the device goes in safe state, e.g. after loss of communication
<b>Transfer characteristics</b>		
Deviation		
After calibration		0.1 % of the signal range at 20 °C (68 °F)
Influence of ambient temperature		0.1 %/10 K of the signal range
Refresh time		100 ms
<b>Indicators/settings</b>		
LED indicator		Power LED (P) green: supply Diagnostic LED (I) red: module fault , red flashing: communication error , white: fixed parameter set (parameters from com unit are ignored) , white flashing: requests parameters from com unit Status LED (1) red: line fault (lead breakage or short circuit)
Coding		optional mechanical coding via front socket
<b>Directive conformity</b>		
Electromagnetic compatibility		
Directive 2004/108/EC		EN 61326-1:2006
<b>Conformity</b>		
Electromagnetic compatibility		NE 21:2007
Degree of protection		IEC 60529:2000
Environmental test		EN 60068-2-14:2009
Shock resistance		EN 60068-2-27:2009
Vibration resistance		EN 60068-2-6:2008
Damaging gas		EN 60068-2-42:2003
Relative humidity		EN 60068-2-78:2001
<b>Ambient conditions</b>		
Ambient temperature		-20 ... 60 °C (-4 ... 140 °F)
Storage temperature		-25 ... 85 °C (-13 ... 185 °F)
Relative humidity		95 % non-condensing
Shock resistance		shock type I, shock duration 11 ms, shock amplitude 50 m/s <sup>2</sup> , number of shock directions 6, number of shocks per direction 100
Vibration resistance		frequency range 5 ... 500 Hz, amplitude 5 ... 13.2 Hz $\pm$ 1.5 mm, 13.2 ... 100 Hz 1g, sweep rate 1 octave/min, duration 10 sweeps 5 Hz - 100 Hz - 5 Hz
Damaging gas		for plugs: 21 days in 25 ppm SO <sub>2</sub> , at 25 °C and 75 % rel. humidity, device G3
<b>Mechanical specifications</b>		
Degree of protection		IP20 (module) , a separate housing is required acc. to the system description
Connection		removable front connector with screw flange (accessory) wiring connection via spring terminals (0.14 ... 1.5 mm <sup>2</sup> ) or screw terminals (0.08 ... 1.5 mm <sup>2</sup> )
Mass		approx. 350 g
Dimensions		28 x 107 x 132 mm (1.1 x 4.2 x 5.2 in)
<b>Data for application in connection with Ex-areas</b>		
EC-Type Examination Certificate		BVS 12 ATEX E 015 X , for additional certificates see <a href="http://www.pepperl-fuchs.com">www.pepperl-fuchs.com</a>
Group, category, type of protection		 II 2(1) G Ex d [ia Ga] IIC T4 Gb  II (1) D [Ex ia Da] IIIC
<b>Output</b>		
Voltage	$U_o$	27.3 V
Current	$I_o$	87 mA
Power	$P_o$	575 mW (linear characteristic)
<b>Electrical isolation</b>		
Output/power supply, internal bus		safe electrical isolation acc. to EN 60079-11:2007 , voltage peak value 375 V

Release date 2015-02-09 11:09 Date of issue 2015-02-09 239398\_eng.xml

Refer to "General Notes Relating to Pepperl+Fuchs Product Information".

<b>Directive conformity</b>	
Directive 94/9/EC	EN 60079-0:2009 EN 60079-1:2007 EN 60079-11:2007 EN 60079-26:2007
<b>General information</b>	
System information	The module has to be mounted in appropriate backplanes and housings (FB92**) in Zone 1, 2, 21, 22 or outside hazardous areas (gas or dust). Here, the corresponding EC-Type Examination Certificate has to be observed.
Supplementary information	EC-Type Examination Certificate, Statement of Conformity, Declaration of Conformity, Attestation of Conformity and instructions have to be observed where applicable. For information see <a href="http://www.pepperl-fuchs.com">www.pepperl-fuchs.com</a> .

Release date 2015-02-09 11:09 Date of issue 2015-02-09 239398\_eng.xml

Refer to "General Notes Relating to Pepperl+Fuchs Product Information".

Pepperl+Fuchs Group  
www.pepperl-fuchs.com

USA: +1 330 486 0002  
pa-info@us.pepperl-fuchs.com

Germany: +49 621 776 2222  
pa-info@de.pepperl-fuchs.com

Singapore: +65 6779 9091  
pa-info@sg.pepperl-fuchs.com