



Model Number

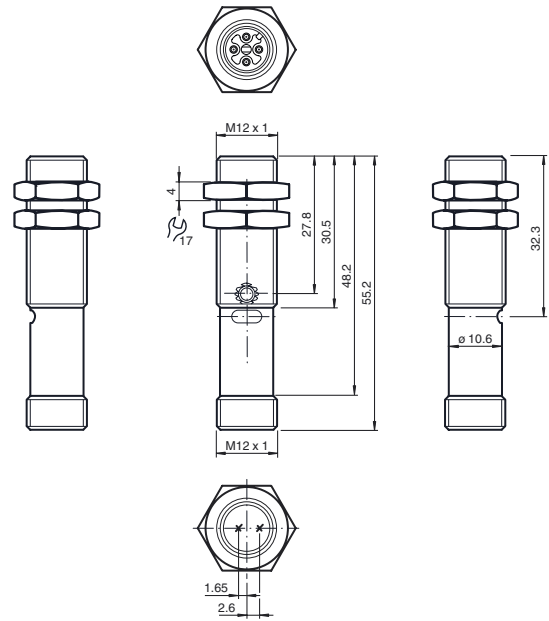
OBE6000-12GM40-SE5-V1

Thru-beam sensor
with 4-pin, M12 x 1 connector

Features

- Robust M12 threaded housing
- Less space required
- Light/dark ON, programmable
- Degree of protection IP67

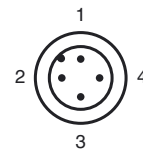
Dimensions



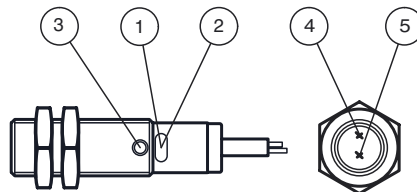
Electrical connection



Pinout



Indicators/operating means



1	Operating display	green
2	Signal display	yellow
3	Potentiometer	
4	Emitter	
5	Receiver	

Release date: 2015-02-23 10:46 Date of issue: 2015-02-23 257816_eng.xml

Refer to "General Notes Relating to Pepperl+Fuchs Product Information".

Pepperl+Fuchs Group
www.pepperl-fuchs.com

USA: +1 330 486 0001
fa-info@us.pepperl-fuchs.com

Germany: +49 621 776 4411
fa-info@de.pepperl-fuchs.com

Singapore: +65 6779 9091
fa-info@sg.pepperl-fuchs.com

Technical data**System components**

Emitter	OBE6000-12GM40-V1
Receiver	OBE6000-12GM40-E5-V1

General specifications

Effective detection range	0 ... 6000 mm
Threshold detection range	8500 mm
Adjustment range	500 ... 8500 mm
Reference target	receiver
Light source	LED
Light type	red , 640 nm
Angle deviation	+/- 2 °
Diameter of the light spot	approx. 800 mm at a distance of 6 m Red light
Angle of divergence	approx. 4
Optical face	frontal
Ambient light limit	EN 60947-5-2 ; 20000 Lux

Functional safety related parameters

MTTF _d	806 a
Mission Time (T _M)	20 a
Diagnostic Coverage (DC)	0 %

Indicators/operating means

Operation indicator	LED green: Power on
Function indicator	LED yellow: lights up when receiving the light beam ; flashes when falling short of the stability control; OFF when light beam is interrupted
Control elements	sensitivity adjustment , receiver

Electrical specifications

Operating voltage	U _B	10 ... 30 V DC , class 2
Ripple		10 %
No-load supply current	I ₀	≤ 30 mA (emitter and receiver)

Input

Control input	light on +UB dark on: 0 V
---------------	------------------------------

Output

Switching type	light/dark on electrically switchable	
Signal output	1 PNP output, short-circuit protected, reverse polarity protected, open collector	
Switching voltage	max. 30 V DC	
Switching current	max. 100 mA	
Voltage drop	U _d	≤ 2 V
Switching frequency	f	≤ 1000 Hz
Response time		0.5 ms

Ambient conditions

Ambient temperature	-30 ... 60 °C (-22 ... 140 °F)
Storage temperature	-40 ... 70 °C (-40 ... 158 °F)

Mechanical specifications

Degree of protection	IP67
Connection	4-pin, M12 x 1 connector
Material	
Housing	brass, nickel-plated
Optical face	PMMA
Mass	approx. 15 g (device)

Compliance with standards and directives

Directive conformity	
EMC Directive 2004/108/EC	EN 60947-5-2:2007
Standard conformity	
Standards	UL 508

Approvals and certificates

UL approval	cULus Listed, Class 2 Power Source, Type 1 enclosure
CCC approval	CCC approval / marking not required for products rated ≤36 V
Approvals	CE, cULus Listed 57M3 (Only in association with UL Class 2 power supply; Type 1 enclosure)

Accessories**BF 12**

Mounting flange, 12 mm

BF 12-F

Mounting flange with dead stop, 12 mm

BF 5-30

Universal mounting bracket for cylindrical sensors with a diameter of 5 ... 30 mm

V1-G-2M-PUR

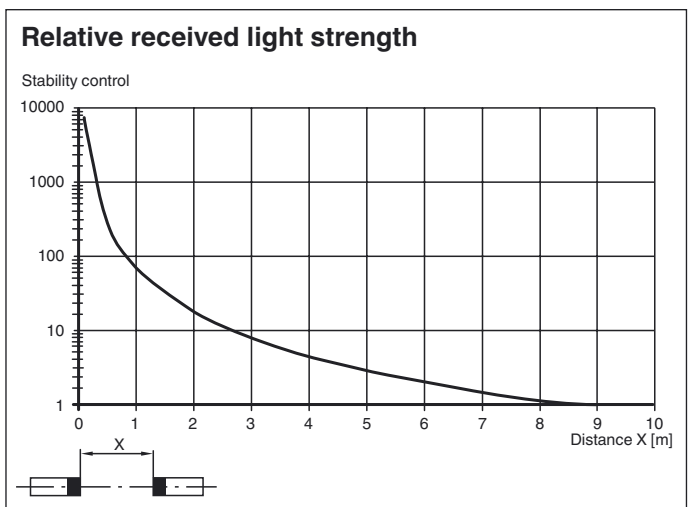
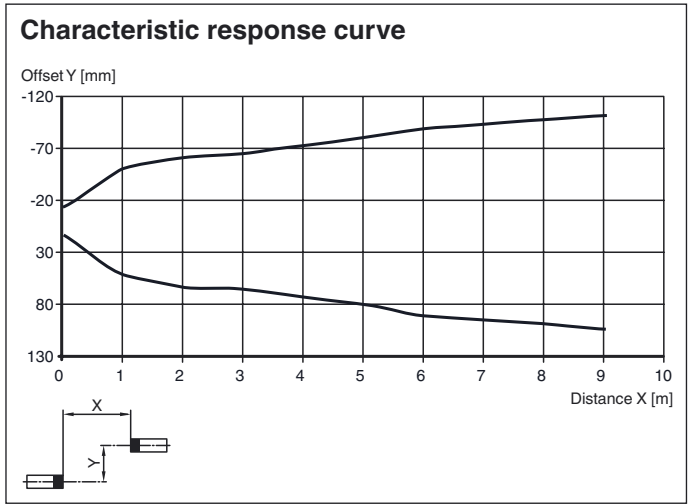
Female cordset, M12, 4-pin, PUR cable

V1-W-2M-PUR

Female cordset, M12, 4-pin, PUR cable

Other suitable accessories can be found at www.pepperl-fuchs.com

Curves/Diagrams



Release date: 2015-02-23 10:46 Date of issue: 2015-02-23 257816_eng.xml

Refer to "General Notes Relating to Pepperl+Fuchs Product Information".

Pepperl+Fuchs Group
www.pepperl-fuchs.com

USA: +1 330 486 0001
fa-info@us.pepperl-fuchs.com

Germany: +49 621 776 4411
fa-info@de.pepperl-fuchs.com

Singapore: +65 6779 9091
fa-info@sg.pepperl-fuchs.com