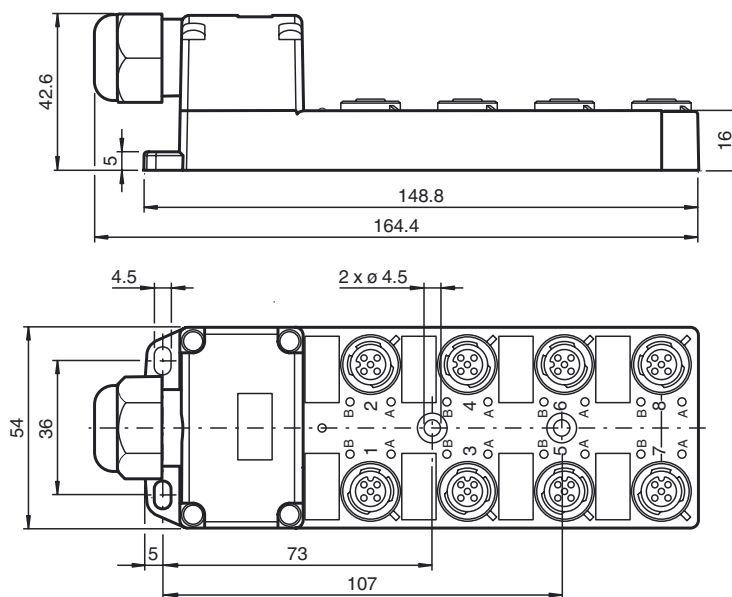




**Dimensions**



**Model Number**

**V1-8/16A-E2**

Splitter box octuple, twin configuration, with cage-clamp terminals

**Features**

- Fast, simple installation with cage clamp terminals
- Twin communication of the plug-in stations
- LED indicator for module supply and I/O status

**Accessories**

**VAZ-V1-B3**

Blind plug for M12 sockets

**MH 05-SACB-8**

Mounting aid for DIN rail

**V15S-T-V15**

Y distributor, M12 connector on M12 socket/socket

**MH V1-SCREWDRIVER**

torque screwdriver (0.4 Nm)

**MH V1-BIT M12**

plug-in cap M12

**Technical data**

**General specifications**

Number of pins 5

**Indicators/operating means**

LED green supply voltage each module  
LED yellow I/O status indication

**Electrical specifications**

Operating voltage  $U_B$  24 V DC, max. 30 V DC  
Operating current  $I_B$   $\leq 5$  mA per channel indication element  
Current loading capacity  $\leq 2$  A per channel,  $\leq 4$  A per plug-in station,  $\leq 8$  A total current per distributor

**Ambient conditions**

Ambient temperature -25 ... 80 °C (-13 ... 176 °F)

**Mechanical specifications**

Connection type 8 x socket M12 x 1 5-pin  
1 x terminal compartment  
Degree of protection IP65/IP67  
Connection Signal and energy: Cage tension spring terminals  
flexible: 0.2 mm<sup>2</sup> ... 1 mm<sup>2</sup>  
rigid: 0.2 mm<sup>2</sup> ... 1.5 mm<sup>2</sup>  
Sensor/actuator: 5-pin, M12 x 1 socket

**Material**

Contacts Cu alloy  
Contact surface Au  
Housing PBT  
Threaded bushings PBT  
Seal O-ring: NBR

**Cable**

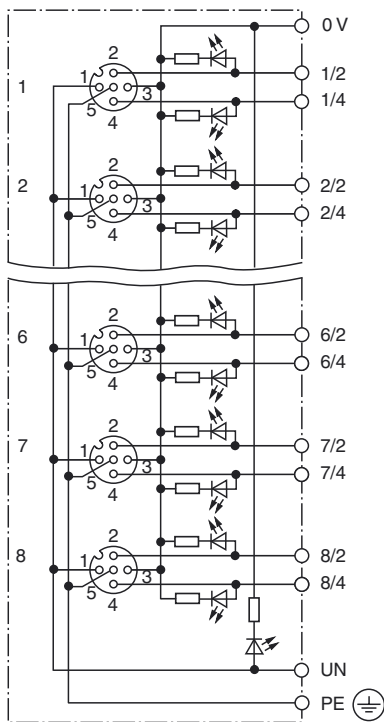
Sheath diameter 7 mm ... 12 mm  
Flammability 94 V-0

**Compliance with standards and directives**

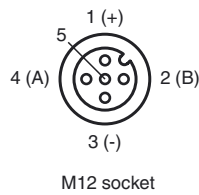
Standard conformity  
Degree of protection EN 60529  
Flammability UL 94

Release date: 2014-10-30 11:55 Date of issue: 2015-02-05 259974\_eng.xml

Electrical connection



Slot/Pin (signal)	Terminal
1 / 4 (A)	1 / 4
1 / 2 (B)	1 / 2
2 / 4 (A)	2 / 4
2 / 2 (B)	2 / 2
3 / 4 (A)	3 / 4
3 / 2 (B)	3 / 2
4 / 4 (A)	4 / 4
4 / 2 (B)	4 / 2
5 / 4 (A)	5 / 4
5 / 2 (B)	5 / 2
6 / 4 (A)	6 / 4
6 / 2 (B)	6 / 2
7 / 4 (A)	7 / 4
7 / 2 (B)	7 / 2
8 / 4 (A)	8 / 4
8 / 2 (B)	8 / 2
1-8 / 1 (UN)	UN
1-8 / 3 (0 V)	0 V
1-8 / 5 (PE)	PE



Release date: 2014-10-30 11:55 Date of issue: 2015-02-05 259974\_eng.xml