



### Model Number

**MLV41-55-6328**

Retroreflective sensor  
with 4-pin, M12 x 1 connector

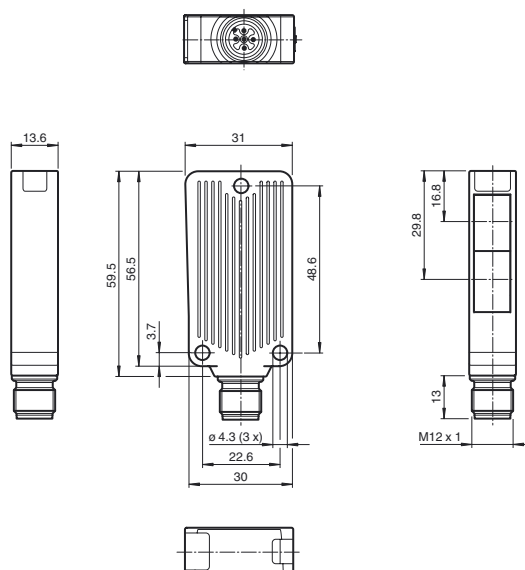
### Features

- Rugged series in corrosion-resistant metal housing
- Extremely high switching frequency
- Clear and functional display concept for the operating modes
- Resistant against noise: reliable operation under all conditions
- Aluminum housing with high quality Delta-Seal coated

### Product information

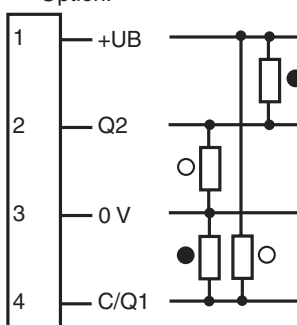
The unique and extremely popular design of the MLV41 series enables it to be mounted correctly in confined areas and offers all the functions that are normally only found on larger phototelectric sensors. The MLV41 series comes with a range of functions. For example, highly visible status LEDs on the front and back, resistance to ambient light, crosstalk protection and universally applicable output stages that permit every possible switching logic and polarity to be realized. The enhanced resistance to ambient light ensures reliable operation even where modern energy-saving lamps with electronic ballasts are in use. The same applies where multiple devices are present, i.e. the use of a number of sensors in the same vicinity causes no problems.

### Dimensions



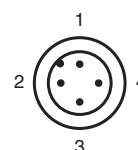
### Electrical connection

Option:



○ = Light on  
● = Dark on

### Pinout



### Indicators/operating means



1	Operating display green	3	Optical axis transmitter
2	Function display yellow	4	Optical axis receiver

**Technical data****General specifications**

Effective detection range	0 ... 8 m Detection range is preset to 0 ... 0.5 m
Reflector distance	0.1 ... 8 m
Threshold detection range	10 m
Reference target	H50 reflector
Light source	LED
Light type	modulated visible red light , 625 nm
Polarization filter	yes
Angle deviation	max. $\pm 1.5^\circ$
Diameter of the light spot	approx. 300 mm at detection range 8.5 m
Angle of divergence	$1.5^\circ$
Optical face	frontal
Ambient light limit	20000 Lux

**Functional safety related parameters**

MTTF <sub>d</sub>	844 a
Mission Time (T <sub>M</sub> )	20 a
Diagnostic Coverage (DC)	0 %

**Indicators/operating means**

Operation indicator	LED green, statically lit Power on , Undervoltage indicator: Green LED, pulsing (approx. 0.8 Hz) , short-circuit : LED green flashing (approx. 4 Hz) , IO link communication: green LED goes out briefly (1 Hz)
Function indicator	LED yellow, lights up when light beam is free, flashes when falling short of the stability control
Control elements	none

**Electrical specifications**

Operating voltage	U <sub>B</sub>	10 ... 30 V DC
Ripple		max. 10 %
No-load supply current	I <sub>0</sub>	max. 30 mA

**Interface**

Interface type	IO-Link
Protocol	IO-Link V1.0
Mode	COM 2 (38.4 kBaud)

**Output**

Signal output	2 push-pull (4 in 1) outputs, complementary, short-circuit proof, reverse polarity protected	
Switching voltage	max. 30 V DC	
Switching current	max. 100 mA	
Voltage drop	U <sub>d</sub>	≤ 2.5 V DC
Switching frequency	f	1000 Hz
Response time	0.5 ms	

**Ambient conditions**

Ambient temperature	-40 ... 60 °C (-40 ... 140 °F)
Storage temperature	-40 ... 75 °C (-40 ... 167 °F)

**Mechanical specifications**

Degree of protection	IP67
Connection	4-pin, M12 x 1 connector
Material	
Housing	aluminum , Delta-Seal coated
Optical face	glass pane
Connector	metal
Mass	50 g

**Compliance with standards and directives**

Directive conformity	
EMC Directive 2004/108/EC	EN 60947-5-2:2007
Standard conformity	
Product standard	EN 60947-5-2:2007 IEC 60947-5-2:2007

**Approvals and certificates**

UL approval	cULus Listed 57M3 (Only in association with UL Class 2 power supply; Type 1 enclosure)
CCC approval	CCC approval / marking not required for products rated $\leq 36$ V

**Accessories****OMH-09**

Mounting bracket for Sensors series  
MLV41 for M12 rod mounting

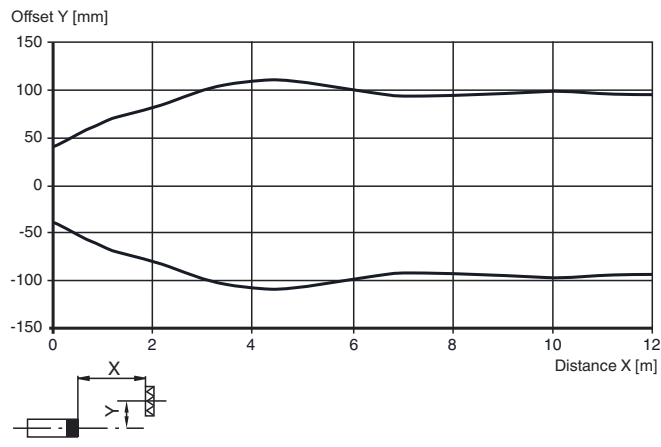
**OMH-40**

Mounting bracket

Other suitable accessories can be found at  
[www.pepperl-fuchs.com](http://www.pepperl-fuchs.com)

## Curves/Diagrams

## Characteristic response curve



## Relative received light strength

