



Model Number

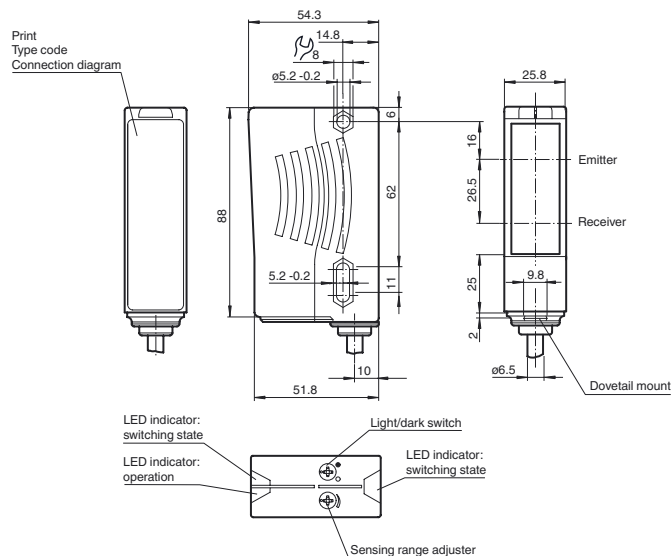
RL28-8-H-400-RT/49/115

Background suppression sensor
with 2.5 m fixed cable

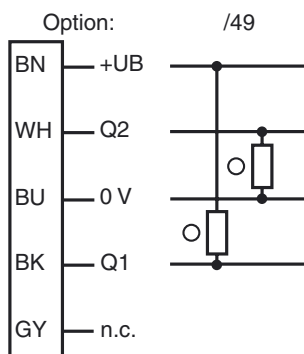
Features

- Ultra bright LEDs for power on and switching state
- Good alignability due to red transmission LED
- Not sensitive to ambient light, even with switched energy saving lamps
- Waterproof, protection degree IP67
- Protection class II

Dimensions



Electrical connection



○ = Light on
● = Dark on

**Technical data****General specifications**

Detection range	20 ... 400 mm
Detection range min.	20 ... 150 mm
Detection range max.	20 ... 400 mm
Light source	LED
Light type	modulated visible red light , 660 nm
Black/White difference (6 %/90 %)	< 10 %
Diameter of the light spot	approx. 12 mm at a distance of 400 mm
Angle of divergence	Emitter 1.2°, Receiver 2°
Ambient light limit	50000 Lux

Functional safety related parameters

MTTF _d	1130 a
Mission Time (T _M)	20 a
Diagnostic Coverage (DC)	0 %

Indicators/operating means

Operating display	LED green
Function display	2 LEDs yellow ON: object inside the scanning range OFF: object outside the scanning range
Controls	Light/Dark switch
Controls	Detection range adjuster

Electrical specifications

Operating voltage	U _B	10 ... 30 V DC
Ripple		10 %
No-load supply current	I ₀	≤ 40 mA

Output

Switching type	light/dark on switchable
Signal output	1 NPN, 1 PNP synchronized-switching, short-circuit protected, reverse polarity protected , open collectors
Switching voltage	max. 30 V DC
Switching current	max. 200 mA
Switching frequency	f 250 Hz
Response time	2 ms

Ambient conditions

Ambient temperature	-40 ... 60 °C (-40 ... 140 °F)
Storage temperature	-40 ... 75 °C (-40 ... 167 °F)

Mechanical specifications

Protection degree	IP67
Connection	2500 mm fixed cable
Material	
Housing	Plastic ABS
Optical face	plastic
Mass	70 g

Compliance with standards and directives

Standard conformity	
Product standard	EN 60947-5-2:2007

Approvals and certificates

Protection class	II, rated voltage ≤ 250 V AC with pollution degree 1-2 according to IEC 60664-1
UL approval	cULus
CCC approval	Products with a maximum operating voltage of ≤36 V do not bear a CCC marking because they do not require approval.

Accessories**OMH-05**

Mounting aid for round steel ø 12 mm or sheet 1.5 mm ... 3 mm

OMH-07

Mounting aid for round steel ø 12 mm or sheet 1.5 mm ... 3 mm

OMH-21

Mounting bracket

OMH-22

Mounting bracket

OMH-MLV11-K

dove tail mounting clamp

OMH-RLK29

Mounting bracket

OMH-RLK29-HW

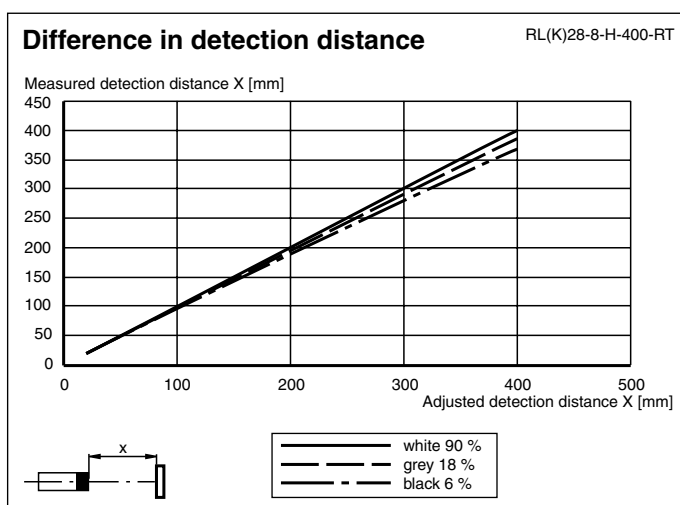
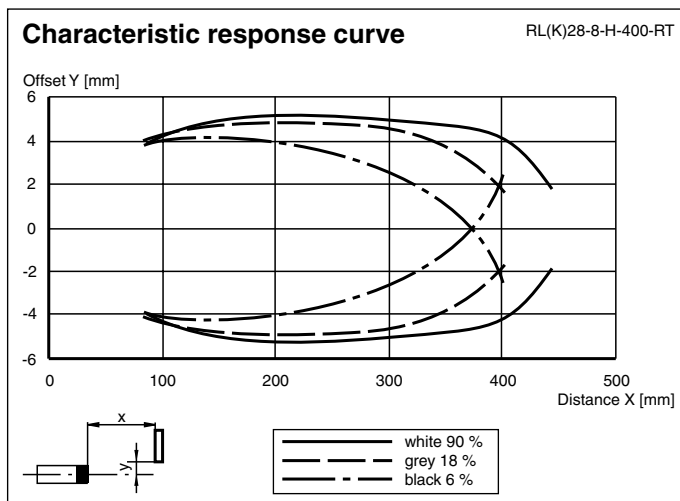
Mounting bracket for rear wall mounting

OMH-RL28-C

Protective cover

Other suitable accessories can be found at www.pepperl-fuchs.com

Curves/Diagrams



Additional information

Intended use:

The transmitter and receiver are located in the same housing for direct detection sensors with background masking. Marking of objects outside the detection range is achieved by arranging the angle between the transmitter and receiver (2 receiver elements).

Objects are detected independently of their surface structures, brightness and colour, as well as the brightness of the background.

Mounting instructions:

The sensors can be fastened directly with fixing screws or with a support bracket (not included with delivery).

The surface underneath must be flat to prevent the housing from moving when it is tightened into position. We recommend securing the nut and screw in place with spring washers to prevent the sensor from going out of adjustment.

Adjustment:

After the operating voltage is applied, the LED is lit green.

Align the sensor to the background. If the yellow LED is lit, the detection range should be reduced with the detection range adjuster until the yellow LED goes out.

Object direction:

Place the object to be detected at the desired maximum detection range and align the light spot to it. If the object is detected, the yellow LED lights up.

If it does not light up, the detection range must be adjusted on the potentiometer until it lights up when an object is detected.

Cleaning:

We recommend cleaning the optical surface and checking the screwed connection and other connections at regular intervals.