

Features

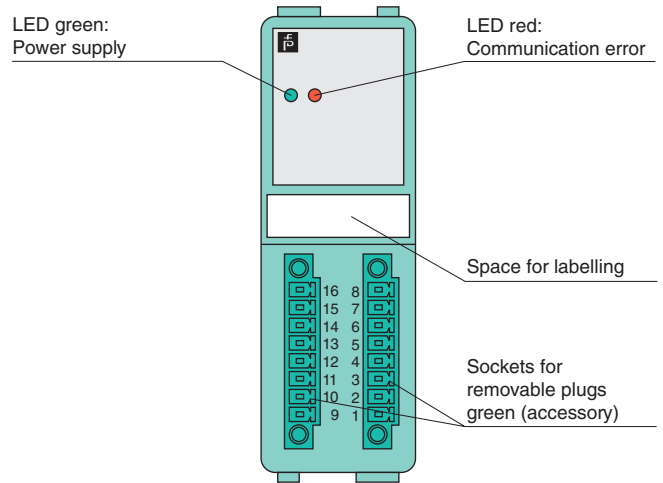
- 15-channel
- Active digital signal 24 V DC
- Installation in Zone 2, Zone 22, or safe area
- Positive or negative logic selectable
- Simulation mode for service operations (forcing)
- Permanently self-monitoring
- Module can be exchanged under voltage

Function

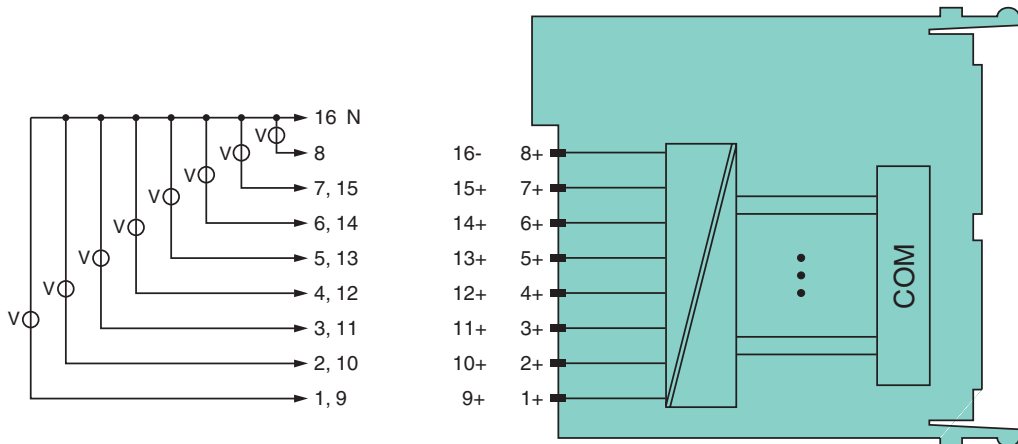
The device accepts 24 V status information from the field. The inputs are galvanically isolated from the bus and the power supply (EN 60079-11).

Assembly

Front view



Connection



Zone 2

Release date 2015-01-30 12:26 Date of issue 2015-01-30 541932_eng.xml


Refer to "General Notes Relating to Pepperl+Fuchs Product Information".

Pepperl+Fuchs Group
www.pepperl-fuchs.com

USA: +1 330 486 0002
pa-info@us.pepperl-fuchs.com

Germany: +49 621 776 2222
pa-info@de.pepperl-fuchs.com

Singapore: +65 6779 9091
pa-info@sg.pepperl-fuchs.com

Supply		
Connection		backplane bus
Rated voltage	U_n	12 V DC , only in connection with the power supplies LB9***
Power consumption		0.6 W
Internal bus		
Connection		backplane bus
Interface		manufacturer-specific bus to standard com unit
Input		
Number of channels		15
Connection		channel I: 1+, 16-; channel II: 2+, 16-; channel III: 3+, 16-; channel IV: 4+, 16-; channel V: 5+, 16-; channel VI: 6+, 16-; channel VII: 7+, 16-; channel VIII: 8+, 16-; channel IX: 9+, 16-; channel X: 10+, 16-; channel XI: 11+, 16-; channel XII: 12+, 16-; channel XIII: 13+, 16-; channel XIV: 14+, 16-; channel XV: 15+, 16-
Digital signals (active)		DC 24 V (30 V max.)
Switching point: ON		8 V
Switching point: OFF		4 V
Input resistance		10 k Ω
Minimum pulse duration		40 ms
Indicators/settings		
LED indicator		LED green: supply LED red: communication fault
Coding		optional mechanical coding via front socket
Directive conformity		
Electromagnetic compatibility		
Directive 2004/108/EC		EN 61326-1
Conformity		
Electromagnetic compatibility		NE 21
Degree of protection		IEC 60529
Environmental test		EN 60068-2-14
Shock resistance		EN 60068-2-27
Vibration resistance		EN 60068-2-6
Damaging gas		EN 60068-2-42
Relative humidity		EN 60068-2-56
Ambient conditions		
Ambient temperature		-20 ... 60 °C (-4 ... 140 °F) , 70 °C (non-Ex)
Storage temperature		-25 ... 85 °C (-13 ... 185 °F)
Relative humidity		95 % non-condensing
Shock resistance		shock type I, shock duration 11 ms, shock amplitude 50 m/s ² , number of shock directions 6, number of shocks per direction 100
Vibration resistance		frequency range 5 ... 500 Hz, amplitude 5 ... 13.2 Hz \pm 1.5 mm, 13.2 ... 100 Hz 1g, sweep rate 1 octave/min, duration 10 sweeps 5 Hz - 100 Hz - 5 Hz
Damaging gas		for plugs: 21 days in 25 ppm SO ₂ , at 25 °C and 75 % rel. humidity, device G3
Mechanical specifications		
Degree of protection		IP20 when mounted on backplane
Connection		removable front connector with screw flange (accessory) wiring connection via spring terminals (0.14 ... 1.5 mm ²) or screw terminals (0.08 ... 1.5 mm ²)
Mass		approx. 130 g
Dimensions		32 x 100 x 103 mm (1.26 x 3.9 x 4 in)
Data for application in connection with Ex-areas		
Statement of conformity		PF 08 CERT 1234 X
Group, category, type of protection		 II 3 G Ex nA IIC T4 Gc
Electrical isolation		
Input/power supply, internal bus		safe electrical isolation acc. to EN 60079-11, voltage peak value 375 V
Directive conformity		
Directive 94/9/EC		EN 60079-0:2009 EN 60079-11:2007 EN 60079-15:2010
International approvals		
IECEx approval		BVS 09.0037X
Approved for		Ex nAc II T4
General information		
System information		The module has to be mounted in appropriate backplanes (LB9***) in Zone 2 or outside hazardous areas. Here, the corresponding declaration of conformity has to be observed. For use in hazardous areas (e. g. Zone 2 or Zone 22) the module must be installed in an appropriate enclosure.
Supplementary information		EC-Type Examination Certificate, Statement of Conformity, Declaration of Conformity, Attestation of Conformity and instructions have to be observed where applicable. For information see www.pepperl-fuchs.com.

Release date 2015-01-30 12:26 Date of issue 2015-01-30 541932_eng.xml

Refer to "General Notes Relating to Pepperl+Fuchs Product Information".