

Features

- 1-channel
- Converter for thermocouples and mV-signals
- Installation in Zone 2, Zone 22, or safe area
- Simulation mode for service operations (forcing)
- Line fault detection (LFD)
- Permanently self-monitoring
- Module can be exchanged under voltage

Function

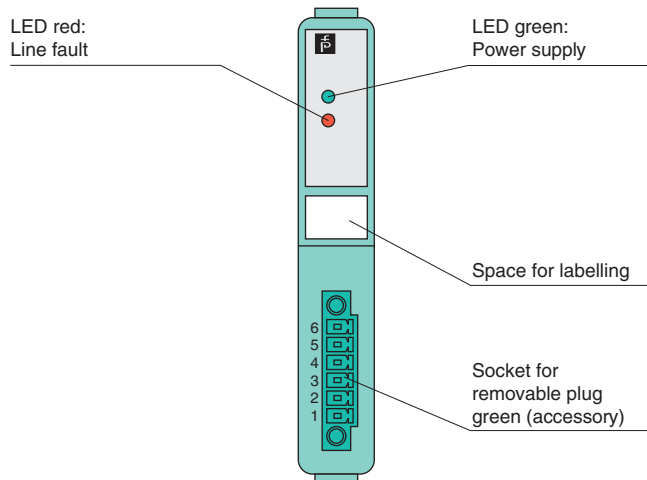
The mV input accepts thermocouple or mV signals from the hazardous area.

Open circuit line fault alarms are detected.

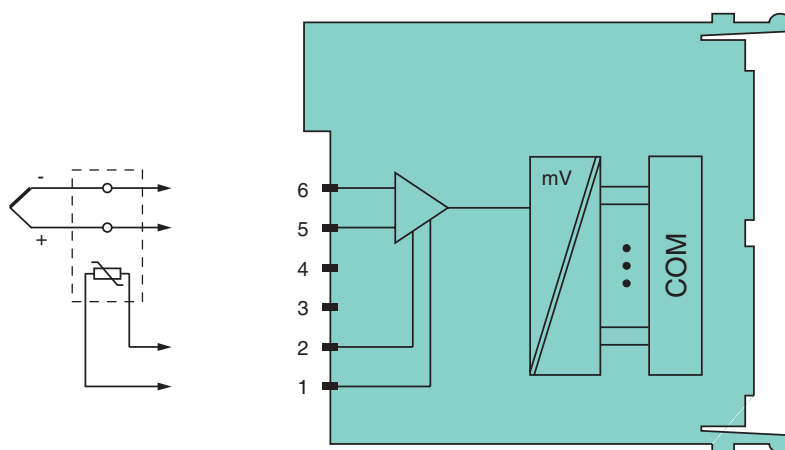
The input is galvanically isolated from the bus and the power supply (EN 60079-11).

Assembly

Front view



Connection



Zone 2

Release date 2015-01-30 12:37 Date of issue 2015-01-30 541978_eng.xml


Refer to "General Notes Relating to Pepperl+Fuchs Product Information".

Pepperl+Fuchs Group
www.pepperl-fuchs.com

USA: +1 330 486 0002
pa-info@us.pepperl-fuchs.com

Germany: +49 621 776 2222
pa-info@de.pepperl-fuchs.com

Singapore: +65 6779 9091
pa-info@sg.pepperl-fuchs.com

Supply		
Connection		backplane bus
Rated voltage	U_n	12 V DC , only in connection with the power supplies LB9***
Power consumption		0.45 W
Internal bus		
Connection		backplane bus
Interface		manufacturer-specific bus to standard com unit
Input		
Number of channels		1
Suitable sensors		thermocouples U, B, E, T, K, S, R, L, J, N, Pallaplat and mV sources
Connection		cold junction: 1, 2 thermocouple: 5+, 6-
Measurement range		U, B, E, T, K, S, R, L, J, N, Pallaplat -75 ... 75 mV
Measuring current		200 μ A
Line fault detection		can be switched on/off for each channel via configuration tool
Open-circuit		> 1 k Ω
Linearity error		max. 0.1 %
Conversion time		internal cold junction: max. 120 ms without LFD max. 240 ms with LFD external cold junction: max. 20 ms without LFD max. 80 ms with LFD
Compensation (reference junction CJC)		internal cold junction compensation or external cold junction
Transfer characteristics		
Deviation		
Influence of ambient temperature		max. 0,1 %/10 K
Indicators/settings		
LED indicator		LED green: supply LED red: line fault
Coding		optional mechanical coding via front socket
Directive conformity		
Electromagnetic compatibility		
Directive 2004/108/EC		EN 61326-1
Conformity		
Electromagnetic compatibility		NE 21
Degree of protection		IEC 60529
Environmental test		EN 60068-2-14
Shock resistance		EN 60068-2-27
Vibration resistance		EN 60068-2-6
Damaging gas		EN 60068-2-42
Relative humidity		EN 60068-2-56
Ambient conditions		
Ambient temperature		-20 ... 60 °C (-4 ... 140 °F) , 70 °C (non-Ex)
Storage temperature		-25 ... 85 °C (-13 ... 185 °F)
Relative humidity		95 % non-condensing
Shock resistance		shock type I, shock duration 11 ms, shock amplitude 50 m/s ² , number of shock directions 6, number of shocks per direction 100
Vibration resistance		frequency range 5 ... 500 Hz, amplitude 5 ... 13.2 Hz \pm 1.5 mm, 13.2 ... 100 Hz 1g, sweep rate 1 octave/min, duration 10 sweeps 5 Hz - 100 Hz - 5 Hz
Damaging gas		for plugs: 21 days in 25 ppm SO ₂ , at 25 °C and 75 % rel. humidity, device G3
Mechanical specifications		
Degree of protection		IP20 when mounted on backplane
Connection		removable front connector with screw flange (accessory) wiring connection via spring terminals (0.14 ... 1.5 mm ²) or screw terminals (0.08 ... 1.5 mm ²)
Mass		approx. 90 g
Dimensions		16 x 100 x 103 mm (0.63 x 3.9 x 4 in)
Data for application in connection with Ex-areas		
Statement of conformity		PF 08 CERT 1234 X
Group, category, type of protection		 II 3 G Ex nA [ic] IIC T4 Gc
Electrical isolation		
Input/power supply, internal bus		safe electrical isolation acc. to EN 60079-11, voltage peak value 375 V
Directive conformity		

Release date 2015-01-30 12:37 Date of issue 2015-01-30 541978_eng.xml

Refer to "General Notes Relating to Pepperl+Fuchs Product Information".

Directive 94/9/EC	EN 60079-0:2009 EN 60079-11:2007 EN 60079-15:2010
International approvals	
IECEx approval	BVS 09.0037X
Approved for	Ex nAc [ic] IIC T4
General information	
System information	The module has to be mounted in appropriate backplanes (LB9***) in Zone 2 or outside hazardous areas. Here, the corresponding declaration of conformity has to be observed. For use in hazardous areas (e. g. Zone 2 or Zone 22) the module must be installed in an appropriate enclosure.
Supplementary information	EC-Type Examination Certificate, Statement of Conformity, Declaration of Conformity, Attestation of Conformity and instructions have to be observed where applicable. For information see www.pepperl-fuchs.com .

Release date 2015-01-30 12:37 Date of issue 2015-01-30 541978_eng.xml

Refer to "General Notes Relating to Pepperl+Fuchs Product Information".

Pepperl+Fuchs Group
www.pepperl-fuchs.com

USA: +1 330 486 0002
pa-info@us.pepperl-fuchs.com

Germany: +49 621 776 2222
pa-info@de.pepperl-fuchs.com

Singapore: +65 6779 9091
pa-info@sg.pepperl-fuchs.com