



Model Number

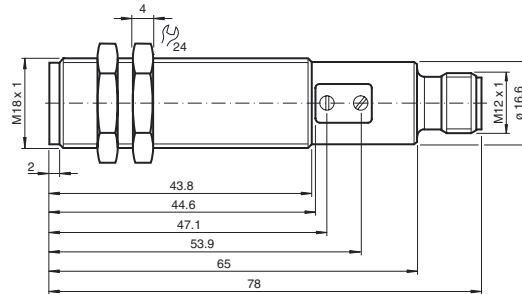
VL18-54-M-LAS/40a/118/128

Retroreflective sensor
with 4-pin, M12 x 1 connector

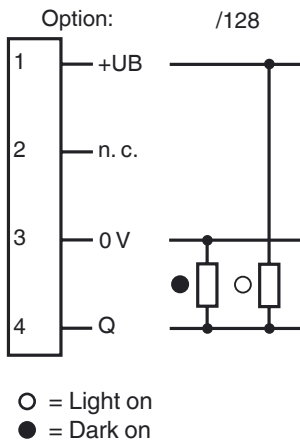
Features

- M18 threaded housing made of brass, nickel plated
- Visible red light, pulsed LASER light
- Array control panel with highly visible LED display
- Flashing power on LED in case of short-circuit
- Multiple device installation possible, no mutual interference
- Not sensitive to ambient light, even with switched energy saving lamps
- Protection class II

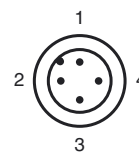
Dimensions



Electrical connection



Pinout



Release date: 2012-04-27 11:39 Date of issue: 2012-04-27 800182_eng.xml

Subject to modifications without notice

Pepperl+Fuchs Group
www.pepperl-fuchs.com

USA: +1 330 486 0001
fa-info@us.pepperl-fuchs.com

Germany: +49 621 776-4411
fa-info@pepperl-fuchs.com

Copyright Pepperl+Fuchs
Singapore: +65 6779 9091
fa-info@sg.pepperl-fuchs.com

Technical data**General specifications**

Effective detection range	0 ... 18 m
Reflector distance	0.06 ... 18 m
Threshold detection range	20 m
Reference target	H85 reflector
Light source	laser diode
Light type	modulated visible red light
Laser nominal ratings	
Note	LASER LIGHT , DO NOT STARE INTO BEAM
Laser class	1
Wave length	655 nm
Beam divergence	7.5 mrad
Pulse length	4 µs
Repetition rate	11.91 kHz
max. pulse energy	2.25 nJ
Diameter of the light spot	150 mm x 100 mm at a distance of 12 m
Angle of divergence	1 °
Optical face	frontal
Ambient light limit	30000 Lux
Hysteresis	H < 15 %

Functional safety related parameters

MTTF _d	700 a
Mission Time (T _M)	20 a
Diagnostic Coverage (DC)	0 %

Indicators/operating means

Operating display	LED green, flashes in case of short-circuit
Function display	LED yellow, light with free light beam , flashes when falling short of the stability control , OFF when light beam is interrupted
Controls	Sensitivity adjuster, light/dark switch

Electrical specifications

Operating voltage	U _B	10 ... 30 V DC , class 2
No-load supply current	I ₀	< 20 mA

Output

Switching type	light/dark on, switchable	
Signal output	Push-pull output short-circuit protected overvoltage protected	
Switching voltage	max. 30 V DC	
Switching current	max. 200 mA	
Voltage drop	U _d	≤ 2.5 V DC
Switching frequency	f	500 Hz
Response time		1 ms

Ambient conditions

Ambient temperature	-25 ... 55 °C (-13 ... 131 °F)
Storage temperature	-30 ... 70 °C (-22 ... 158 °F)

Mechanical specifications

Protection degree	IP67
Connection	connector M12 x 1, 4-pin
Material	
Housing	brass, nickel-plated
Optical face	PMMA
Mass	60 g

Compliance with standards and directives

Directive conformity	EMC Directive 2004/108/EC
Standard conformity	
Product standard	EN 60947-5-2:2007 IEC 60947-5-2:2007
Laser class	IEC 60825-1:2007 Complies with 21 CFR 1040.10 and 1040.11 except for deviations pursuant to Laser Notice No. 50, dated June 24, 2007

Approvals and certificates

Protection class	II, rated insulation voltage ≤ 250 V AC with pollution degree 1-2 according to IEC 60664-1
UL approval	cULus Listed, Type 1 enclosure
CCC approval	Products with a maximum operating voltage of ≤36 V do not bear a CCC marking because they do not require approval.

Accessories**OMH-VL18**

Mounting Bracket with swivel nut

BF 18

Mounting flange, 18 mm

BF 18-F

Mounting flange with dead stop, 18 mm

BF 5-30

Universal mounting bracket for cylindrical sensors with a diameter of 5 ... 30 mm

REF-MH23

Reflector with Micro-structure, rectangular 23 mm x 13.8 mm, diagonal mounting hole

REF-H85

Reflector, rectangular 84.5 mm x 84.5 mm, mounting holes

REF-H100

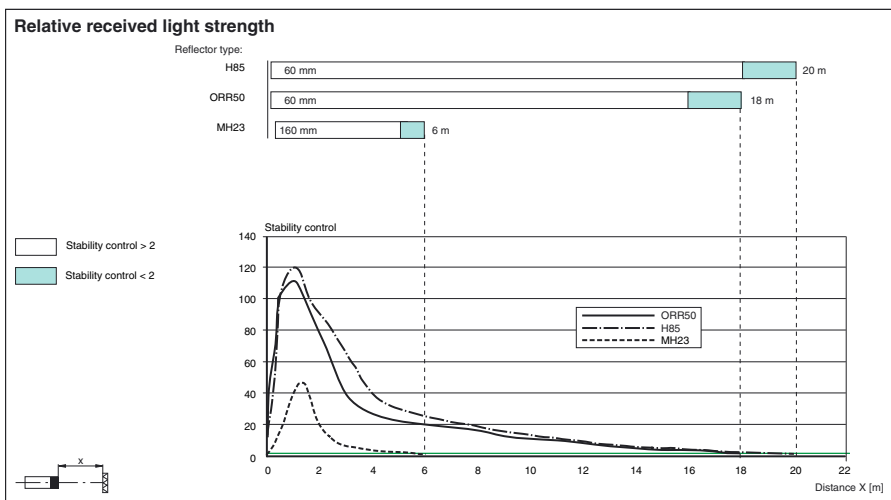
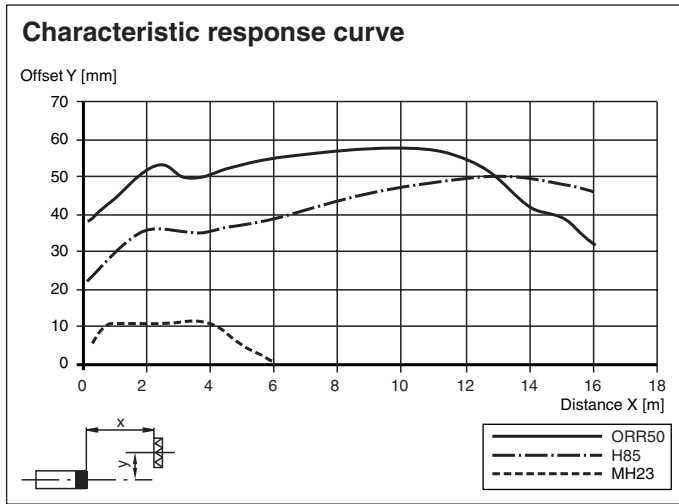
Reflector, rectangular 122 mm x 99.35 mm, mounting holes

ORR50

Reflector, rectangular 50.9 mm x 50.9 mm, mounting holes, fixing strap

Other suitable accessories can be found at www.pepperl-fuchs.com

Curves/Diagrams



Laser notice laser class 1

- The irradiation can lead to irritation especially in a dark environment. Do not point at people!
- Maintenance and repairs should only be carried out by authorized service personnel!
- Attach the device so that the warning is clearly visible and readable.
- The warning accompanies the device and should be attached in immediate proximity to the device.
- Caution – Use of controls or adjustments or performance of procedures other than those specified herein may result in hazardous radiation exposure.

Release date: 2012-04-27 11:39 Date of issue: 2012-04-27 800182_eng.xml