



Flue gas temperature sensor

FGT-PT1000

Use

For measuring flue gas temperatures in heating plant.

Mechanical design

- Measuring head with Pt1000 sensing element (platinum)
- Connecting cable featuring antikink
- Screwed flange (length of sensor collar 80 mm)

Disposal



The devices are considered electronics devices for disposal in terms of European Directive 2012/19/EU and may not be disposed of as domestic waste.

- Dispose of the device via the channels provided for this purpose.
- Comply with all local and currently applicable laws and regulations.

Technical data

Measuring range	–20...+400 °C
Sensing element	Pt1000 (PTC)
Measuring accuracy	to DIN / IEC 751, class B
Protection class	III according to EN 60730-1
Materials	
Measuring head	stainless steel V4A (1.4571)
Cable insulation	Teflon with wire mesh
Screwed flange	steel, galvanized and passivated
Connecting cable	1.5 m (with antikink)
Ambient temperatures	
Operation (measuring head)	–20...+400 °C
Cable	–20...+260 °C
Storage	–20...+70 °C
Environmental compatibility	The product environmental declaration CE1E1701en ^{*)} contains data on environmentally compatible product design and assessments (RoHS compliance, materials composition, packaging, environmental benefit, disposal).
Weight (incl. package)	0,2 kg

*) The documents can be downloaded from <http://siemens.com/bt/download>

Mounting notes

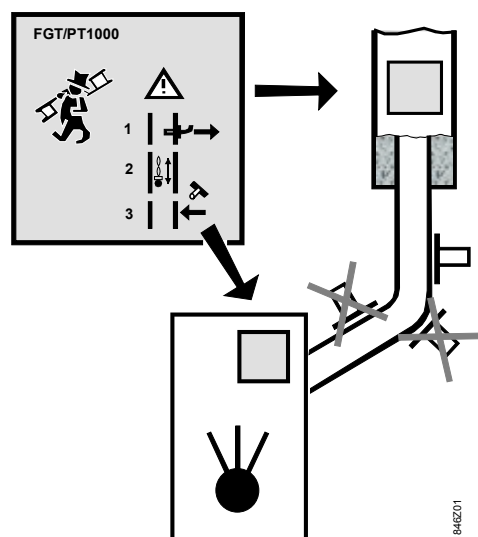


Warning

**Prior to cleaning the flue gas pipe, the sensing collar must be removed!
Replace collar after cleaning.**

The sensor is supplied complete with Mounting Instructions (no. 36605).

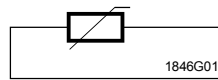
Using the screwed flange supplied with the sensor, the measuring head can be mounted straightforwardly and quickly on the gas pipe.



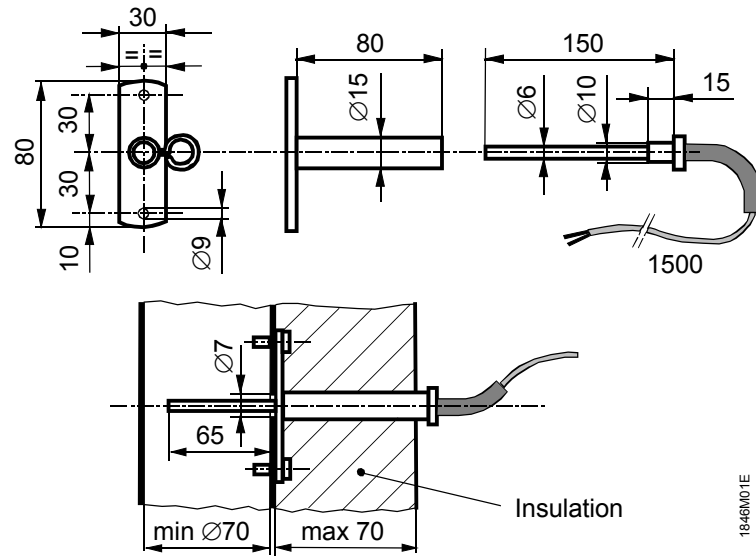
Note

The label supplied with the sensor should be placed in a visible location for the service engineer or chimney sweep!

Terminal layout



Dimensions



Dimensions in mm