



## FDB22x, FDB20x, FDB241, FDB281, FDB299

Sinteso™

### Detector bases and accessories

addressable (FDnet), collective

- 
- Bases made from impact-proof and scratch-resistant synthetic material
  - Screw less terminals for easy connection without any tools
  - FDB2x1-AA incl. 1 micro terminal
  - Completely covered by the detector
  - FDB201, FDB201-AA, FDB221, FDB221-AA for recess or surface cable entry
  - FDB202, FDB222 for gap free ceiling mounting
  - Accessories for surface mounting, humid or wet environments, theft prevention, dust protection, location inscription and detector heating unit against moisture condensation or frost formation, sealing element for higher protection category
  - Version for addressable or collective fire detectors
  - Ecologic material concept

## Characteristics

- **Environmental**

- ecologically processing
- recyclable materials

- **Characteristics**

- universal base, suited for surface and recess cable entries
- extra-large mounting slots facilitate a re-use of existing drill holes resulting from other systems
- large opening in the detector base for easy cable insertion
- screw less terminals (spring clip principle)
- detector line can be connected without any tools; the wire can be simply plugged in manually
- loop contact
- place for auxiliary terminals, for the connection of 2 alarm indicators, cable screening or the connection of a detector heating unit

## Detector bases



- **FDB221 / FDB221-AA**


- base with stand-offs for fire detectors with addressable signal processing
- terminals 'orange', wire cross-sectional area from 0.2 to 1.5 mm<sup>2</sup>
- FDB221-AA contains additional 1 micro terminal DBZ1190-AA

- **FDB201 / FDB201-AA**

- base with stand-offs for fire detectors with collective signal processing
- terminals 'grey', wire cross-sectional area from 0.2 to 1.5 mm<sup>2</sup>
- FDB201-AA contains additional 1 micro terminal DBZ1190-AA

- **Application**

- for recess supply wiring
- for surface supply wiring, cable diameter up to 6 mm



- **FDB222**

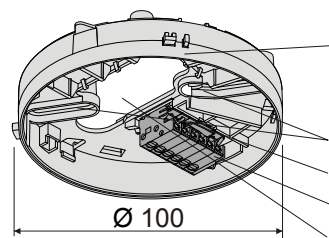
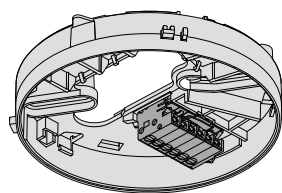
- base without stand-offs for fire detectors with addressable signal processing
- terminals 'orange', wire cross-sectional area from 0.2 to 1.5 mm<sup>2</sup>

- **FDB202**

- base without stand-offs for fire detectors with collective signal processing
- terminals 'grey', wire cross-sectional area from 0.2 to 1.5 mm<sup>2</sup>

- **Application**

- for gap free ceiling mounting, only for recess supply wiring



**FDB2x1 / FDB2x1-AA**

- Base height 22 mm
- Height with inserted detector 54 mm
- Mounting slots min. 46 mm to max. 79 mm
- Loop contact
- Screw less connecting terminals
- Opening for cable entry

**FDB202 / FDB222**

- Base height 17 mm
- Height with inserted detector 49 mm

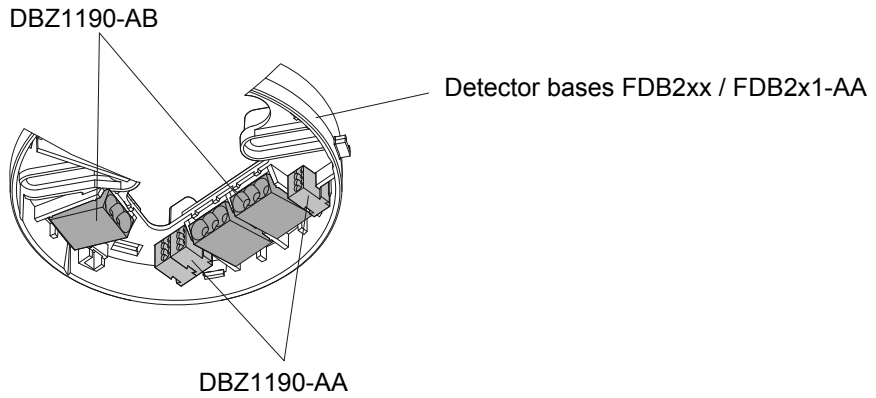
## Auxiliary terminals / Micro terminals



- **DBZ1190-AA**
- for conductors of max. 0.5 mm<sup>2</sup>



- **DBZ1190-AB**
- for conductors of max. 2.5 mm<sup>2</sup>
- for the connection of 2 alarm indicators or cable screening



## Sealing element



- **FDBZ295**
  - to increase IP rating. However detectors can no longer be inserted or removed using detector exchanger
- Note:** Not usable together with designation plate FDBZ291

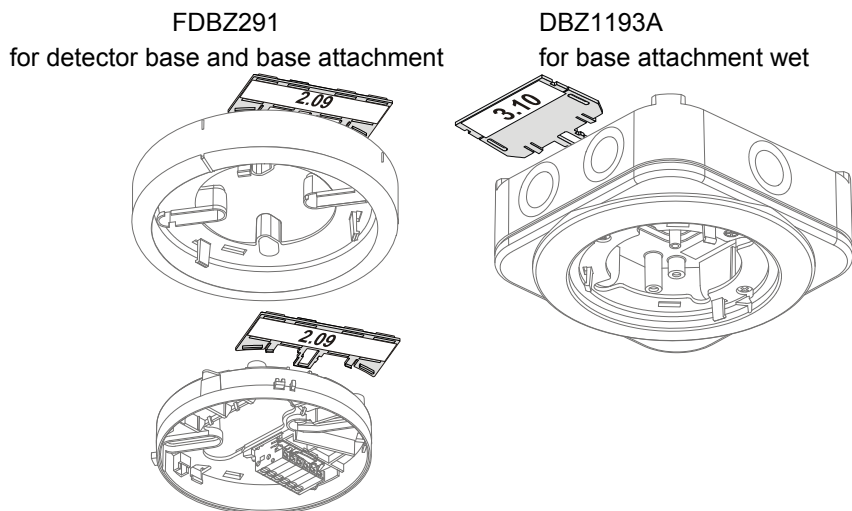
## Designation plates




- **FDBZ291**
- to identify the location address



- **DBZ1193A**
- to identify the location address

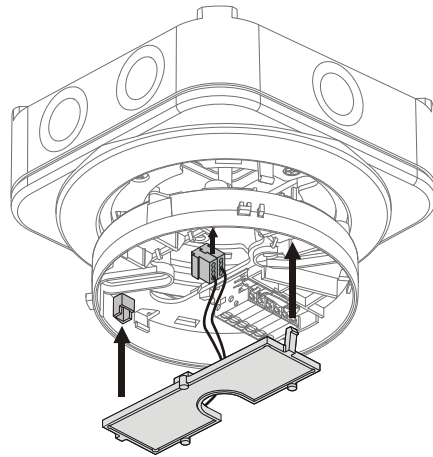


## Detector heating



- **FDBH291**

- for the operation of the fire detectors in critical environments, danger of frost formation or moisture condensation, e.g. in cold storage houses, attics, loading ramps, cheese storage cellars, etc.
- optimum function of the detector heating is only ensured with the base attachment humid FDB293
- the temperature of the detector is increased by approx. 2° in relation to the ambient temperature, so that moisture condensation is prevented
- detector heating is fixed to the detector base with a spring-loaded catch

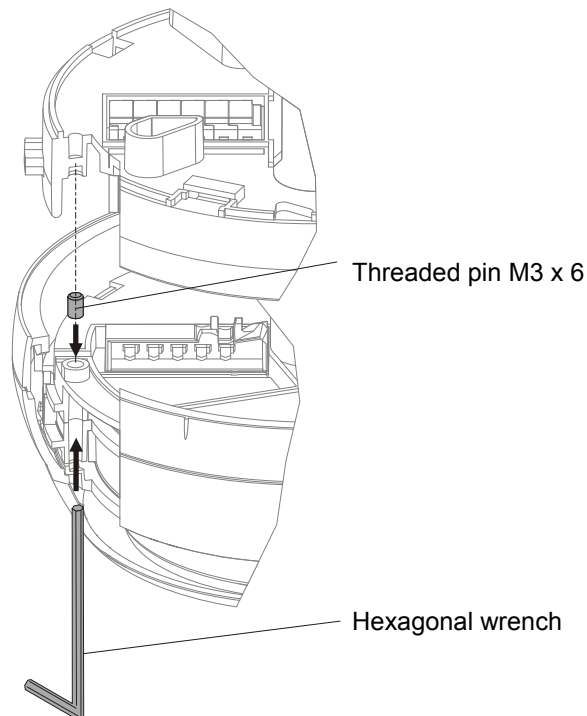


## Detector locking device



- **FDBZ293**

- to protect the detector against theft

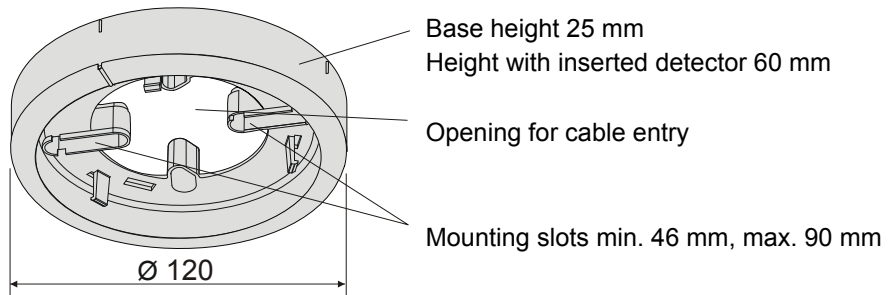


## Base attachment



- **FDB291**

- for the supply of surface-mounted lines > Ø6 mm
- detector base fixed with spring-loaded catch

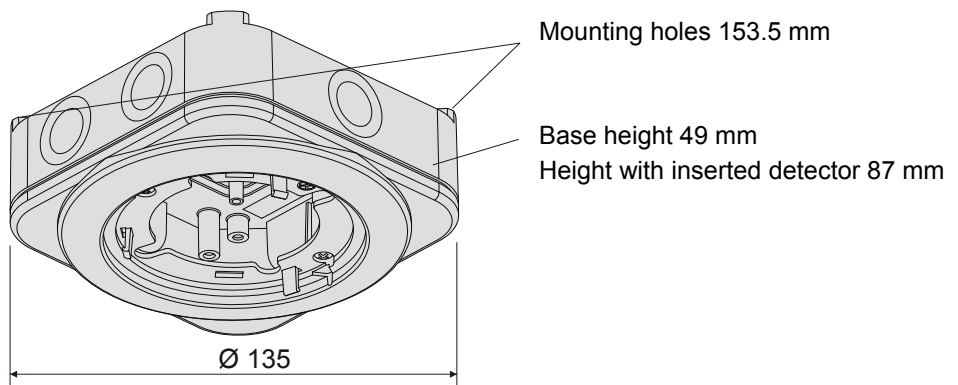


## Base attachment humid with seal



- **FDB293**

- for higher protection category
- for mounting in humid or wet environments
- detector base FDB2x1/-AA fixed with spring-loaded catch
- when the detector heating unit is used

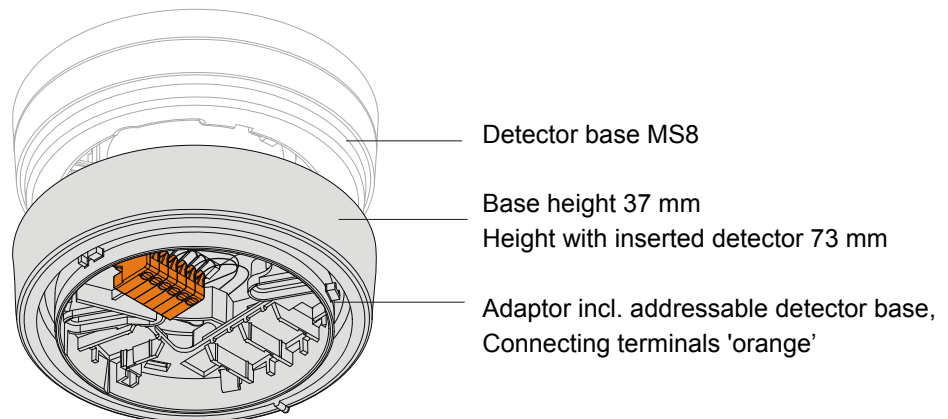


## Base adaptor



- **FDB281**

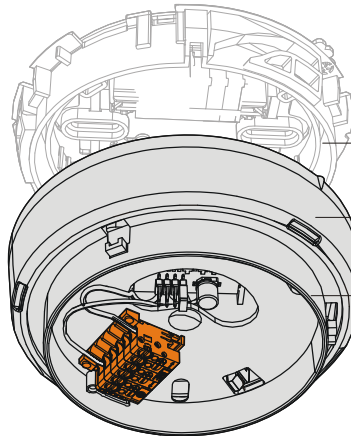
- adaptor for MS8 detector base (existing, addressable MS8 fire detection systems)





● **FDB241**

– Adaptor for AlgoRex or SIGMASYS detector base



SIGMASYS base (SPF3600)  
or AnalogPLUS (DB1131A)  
or Interactive (DB1151A)

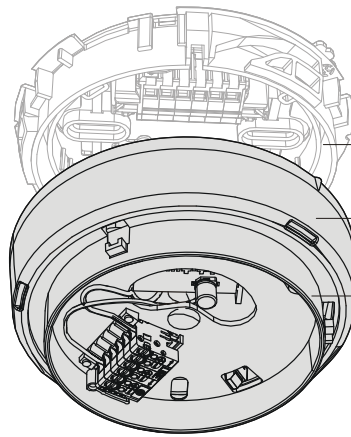
Base height 29.5 mm  
Height with inserted detector 74.5 mm

Adaptor incl. detector base,  
Connecting terminals 'orange'



● **FDB299**

– Adaptor for AlgoRex collective or SIGMACON detector base



DB1101A (conventional)  
SPF600 base

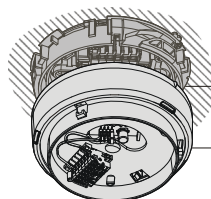
Base height 29.5 mm  
Height with inserted detector 74.5 mm

Adaptor incl. detector base,  
Connecting terminals 'grey'



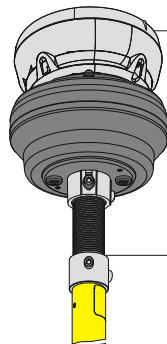
● **FDUD290**

– Removing tool for base adaptor FDB241 or FDB299



Base

Base adaptor FDB241 or FDB299



FDUD290, Removing tool  
(S54370-S13-A1)

FDUD291 Detector exchanger or  
FDUD292 Detector exchanger and tester

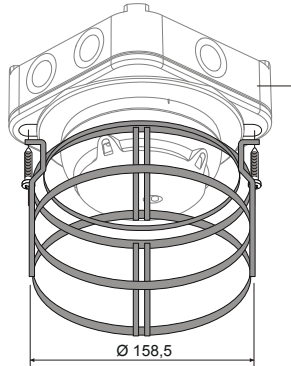
## Protective cages

---



- **DBZ1194**

- for the protection of the detector against damage
- can only be used together with the base attachment humid FDB293

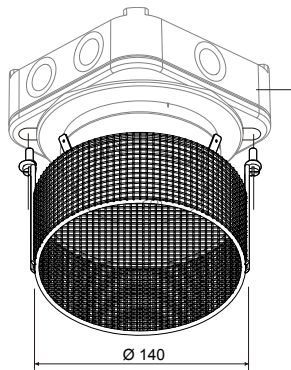


Base height with inserted protective cage = 145 mm



- **FDBZ294**

- to protect the detector from large electromagnetic fields
- can only be used together with the base attachment humid FDB293



Base height with inserted protective cage = 110 mm

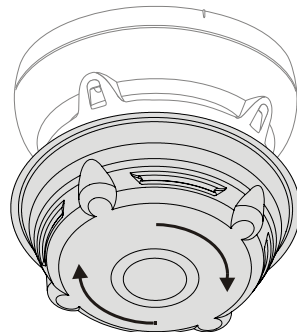
## Detector dust cap

---



- **FDZ291**

- to cover the detector, for the protection against dust during construction work



## Technical data

Detector bases	Conductor cross section	
	- Connecting terminals in detector base	0.2... 1.5 mm <sup>2</sup>
	- Auxiliary terminals	1.0... 2.5 mm <sup>2</sup>
	- Micro terminals	0.28... 0.5 mm <sup>2</sup>
	Operating temperature, Storage temperature, Humidity, Protection category EN60529 / IEC529	according to data sheet detectors
	Color	white, ~RAL 9010
Detector heating FDBH291	Operating voltage (normal operation)	DC 20... 30 V
	Operating current	35... 55 mA
	Operating temperature	-30... +40 °C
	Storage temperature	-30... +60 °C

## Details for ordering

	Type	Part no	Designation	Weight
Detector bases	FDB201	A5Q00003814	Detector base conventional	0.026 kg
	FDB202	S54319-F3-A1	Detector base conventional, flat	0.025 kg
	FDB201-AA	A5Q00012742	Detector base conventional incl. 1 micro terminal DBZ1190-AA	0.029 kg
	FDB221	A5Q00001664	Detector base addressable	0.026 kg
	FDB222	S54319-F1-A1	Detector base addressable, flat	0.025 kg
	FDB221-AA	A5Q00012741	Detector base addressable incl. 1 micro terminal DBZ1190-AA	0.029 kg
Accessories	FDBZ291	A5Q00002621	Designation plate (10x)	0.034 kg
	DBZ1193A	BPZ:4864330001	Designation plate (10x)	0.076 kg
	FDBH291	A5Q00004439	Detector heating incl. micro terminals DBZ1190-AA	0.039 kg
	DBZ1190-AA	BPZ:4677080001	Micro terminals 0.28... 0.5 mm <sup>2</sup>	0.001 kg
	DBZ1190-AB	BPZ:4942340001	Auxiliary terminals 1.0... 2.5 mm <sup>2</sup>	0.007 kg
	FDBZ293	A5Q00005035	Detector locking device (2 hexagonal key, 100 hexagonal socket pins)	0.035 kg
	FDB291	A5Q00001603	Base attachment	0.035 kg
	FDB293	A5Q00003945	Base attachment wet	0.320 kg
	FDB281	A5Q00004929	Base adaptor	0.123 kg
	FDB241	S54319-F13-A1	Base adaptor Sinteso (SIGMA/A+)	0.123 kg
	FDB299	S54319-F14-A1	Base adaptor Sinteso (AlgoRex-C)	0.123 kg
	FDUD290	S54370-S13-A1	Removing tool for adaptor	0.100 kg
	DBZ1194	BPZ:4677110001	Protective cage	0.176 kg
	FDBZ294	A5Q00023040	EMC Protective cage	0.144 kg
	FDBZ295	S54319-F10-A1	Sealing element	0.062 kg
	FDZ291	A5Q00004814	Detector dust cap	0.005 kg
-	A5Q00004478	Metal screwed cable gland M20 x 1.5	0.039 kg	

Detectors see data sheet 007005, 007850

Colored base and base attachment see data sheet 009409

Details see equipment overview 008164

Siemens Switzerland Ltd  
Infrastructure & Cities Sector  
Building Technologies Division  
International Headquarters  
CPS Fire Safety  
Gubelstrasse 22  
CH-6301 Zug  
Tel. +41 41 – 724 24 24

[www.siemens.com/buildingtechnologies](http://www.siemens.com/buildingtechnologies)

Document no. **007775\_o\_en\_--**

Edition 11.2011

© 2011 Copyright by  
Siemens Switzerland Ltd

Data and design subject to change without notice.  
Supply subject to availability.

Manual FD20

Section 7