



DX791, RE6, RE6T, RE10, LE3, Stabex HF, FDUM29x, FDUL221, FDUZ221

Cerberus® PRO



Test equipment and accessories

- **The detector exchanger DX791 serves for the inserting and removal of FD720 point detectors and dust cap.**
- **For the periodic performance check of fire detectors**
 - Detector tester RE6 for smoke detectors, with environmentally compatible test gas
 - Test gas REF8 and REF8-S for smoke detectors
 - Detector tester RE6T for heat detectors
 - Detector tester RE10 for linear smoke detectors
 - Test lamps LE3 and Stabex HF for flame detectors
- **The telescope rods FDUM291/292 with continuous length adjustment serve as extension of the exchanger, tester and other tools.**
- **The line tester FDUL221 serves for diagnosis of the detector line with wiring and connected devices. The device can be operated as stand-alone device, or can be connected to a PC for more sophisticated applications.**

DX791 Detector exchanger

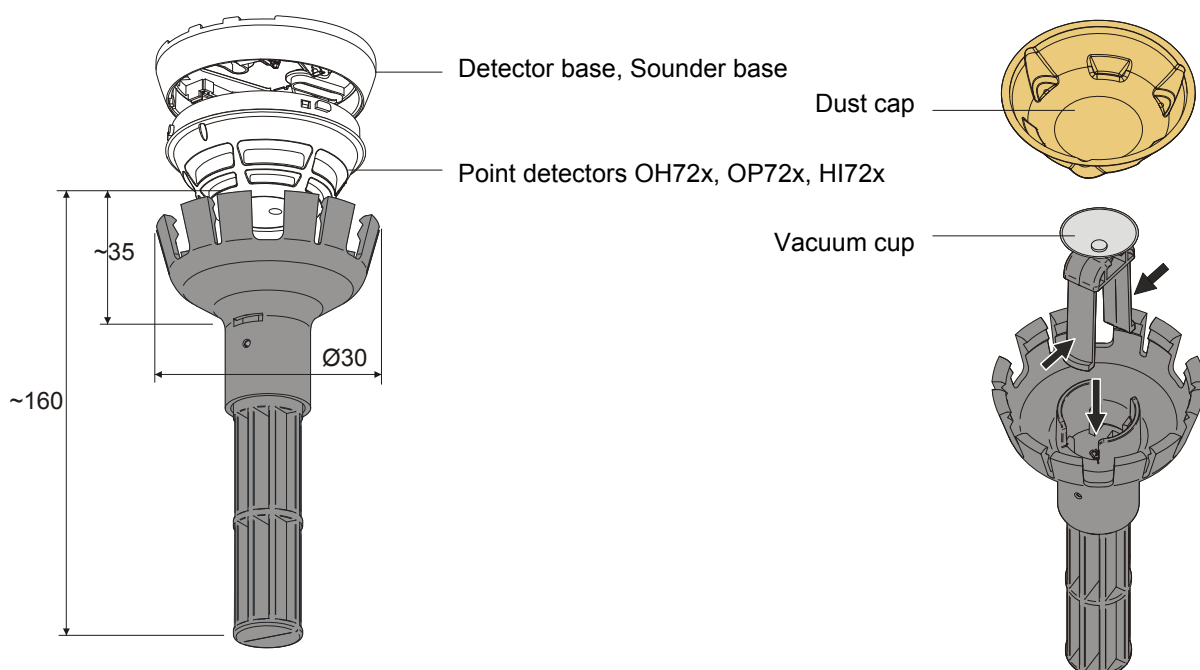


Characteristics

- light-weight, robust, recyclable ecologically material
- detector exchange possible without ladder or scaffold up to 8 m room height
- the point detector can be gripped in all position for increased work efficiency
- compatible with the telescope rods FDUM291/292 and the conventional extension rods VR10/11/12/13 and the MP/MT grab rods and extension rods

Function

- insertion and removal of all point detectors and dust caps of the series Cerberus PRO FD720



RE6 Detector tester



- The RE6 detector tester is used together with the REF8, REF8-S test gas can. It is designed for testing ionization and optical scattering type smoke detectors.
- The detector tester is placed over the detector and given a brief push to release the test gas and so simulate the presence of fire aerosols. The detector responds quickly and actuates an alarm.
- REF8 und REF8-S have been developed as environmentally friendly test gases and fulfill severe environmental regulations, but contain flammable substances. REF 8 can be used in the temperature range of 0... +40 °C, REF8-S for -20... +40 °C in dry or humid environment. REF8-S is primarily used at temperatures below 0°C or for detectors reacting only with high smoke concentrations, or with long signal integration.

Transport by car is advised in a heat protection.

- Comply with the operating instructions on the detector tester.

RE6T Detector tester



- This detector tester contains a hot air generator. For the performance check, the tester is pushed over the detector. The hot air released heats the detector and so actuates an alarm.



Forbidden in electrical switching stations or areas where there is a danger of explosion!

- Comply with the operating instructions on the detector tester.

RE10 Detector tester, TF04 Alarm test filter



- For performance check on linear smoke detectors. In compliance with the type of detector to be tested, the alarm test filter TF04* is inserted in the detector tester.
- The detector tester is then held in front of the optic parts of the detector (i.e. into the infrared ray). The detector reacts after a few seconds.

* One alarm test-filter is also included in the adjustment device set FDLU291

LE3 Test lamp



- The LE3 test lamp is used for testing the operation of all flame detectors. It is supplied with all the necessary accessories in a suitable carrying case. The carrying case also provides a means of storing the test lamp free of dust.
- To aim the test lamp the built-in quartz halogen lamp generates a continuous beam of light which is then modulated to trigger alarm in the detector being tested. The light intensity can be adapted according to the distance at which the test takes place.
- Power is supplied by rechargeable battery. As light color depends on the charged condition of the battery it must be continuously charged in floating operation. A special charging unit is available for this purpose.

Stabex HF Test lamp



- The Stabex HF test lamp is used to carry out a performance check on intrinsically safe flame detectors in explosion-hazard areas in zones 1 and 2.
- To make the check, the lamp is held in front of the detector. The beam of light must be modulated at a half-second pulse using the sliding switch.

FDUM291, FDUM292 Telescope rods

Characteristics

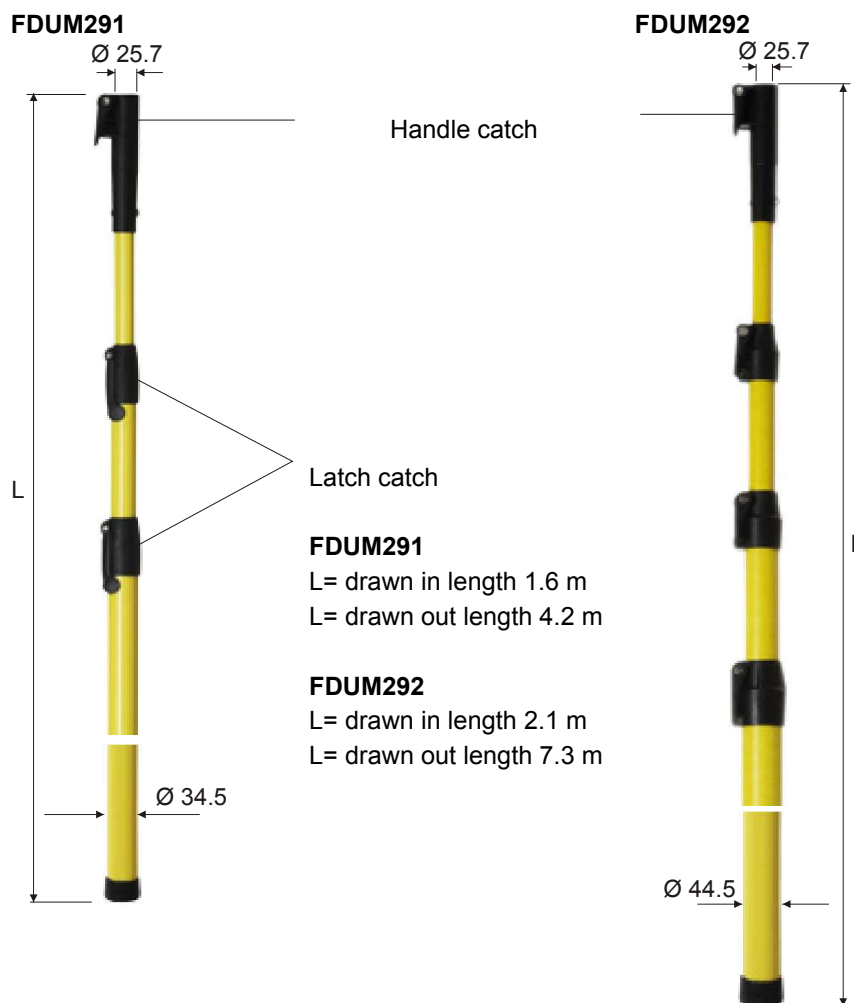
- yellow plastic tubes in light and robust execution (non-conductive material)
- plastic sockets and slide bearings provide for easy sliding of the tubes
- quick spring-type locking mechanisms and continuous length adjustment
- The tubes can be extended to their maximum length and are protected against further extension by a stop bolt.
- Further extension of the telescope rods is not possible.
- The use with previous test devices is possible.

FDUM291

- light telescope rod for all applications, for room heights up to 5.5 m
- latch catch for continuous length adjustment
- three-part telescope with tri-oval tubes as practical grip
- distortion of the tubes is not possible
- weight 1.2 kg without attached tool

FDUM292

- long, robust telescope rod for room heights up to 8 m
- handle catch for continuous length adjustment
- stable, four-part telescope with round tubes
- weight 3.4 kg without attached tool



Beware of falling objects when working with a telescope rod. Hardhat required.

Characteristics

- ecologically processing
- recyclable materials
- electronic und synthetic materials can be easily separated
- 4-line display with 20 characters per line
- easy, menu-guided operation
- power supply via battery or mains adapter
- Update of the device software (Firmware) via PC possible

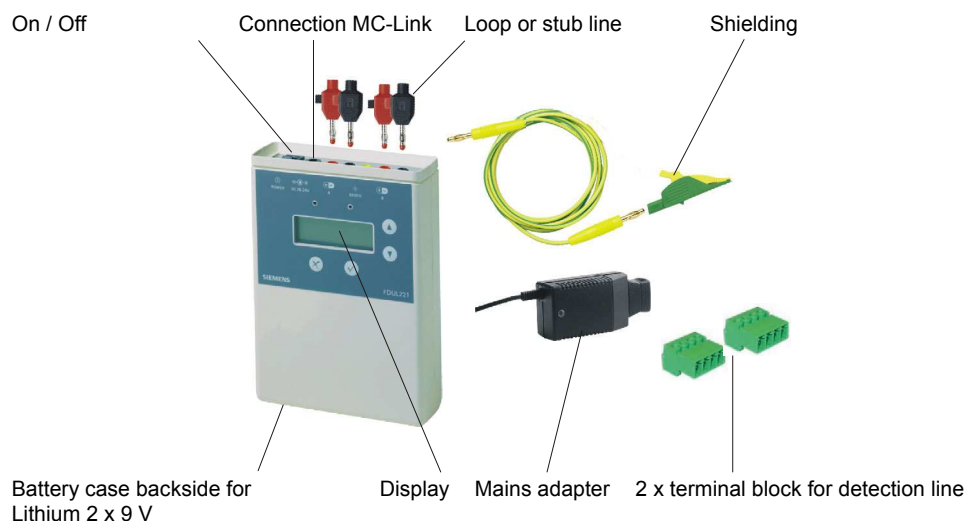
Function

Different functions can be polled, e.g.:

- number of devices found at the A and B connection
- number and place of line errors found
- short circuit, open line, ground fault with conductor(s)
- total resistance too high and/or charging voltage at the end of line too low
- data transmission fault due to too high line capacity
- scrolling from detector to detector, with indication of type and serial number
- indication of branches and selection of the branch for scrolling
- activation of the internal response indicator of the selected detector and recognition of the connected alarm sounder
- extended operation on the PC with special software

Application

- The line tester FDUL221 is a universal device for the final testing of completely installed C-NET fire detection lines, when no control unit has been connected yet. For troubleshooting for electricians, installers or service technicians.



FDUZ221 MCL-USB Adapter





- The MCL USB adapter is an interface converter for USB to MC link. It can be used to connect C-NET devices to a PC using a serial protocol (MCL). The adapter is used for the firmware update or for operation.
- The adapter is used for floor repeater display FT2011-A1, floor repeater terminal FT2010-A1 and for line tester FDUL221 (in the future other C-NET devices possible).
- For firmware update of C-NET devices, use the Cerberus Engineering Tool FXS7212.

Technical data RE6, RE6T

RE6 with test gas can	Operating and storage temperature	-20... +40 °C
	- REF8	recommended use 0... +40 °C
	- REF8-S	-20... +40 °C
	Number of detector tests, depending on model	max. 400
RE6T	Mains connection	220 VAC / 50... 60 Hz, ≈300 W

Technical data LE3, Stabex HF

Test lamps	LE3	Stabex HF
		
	Forbidden in explosion-hazard areas!	Open the lamp only in <u>non</u> explosion-hazard areas!
Power consumption	50 W	–
Modulation frequency	4 Hz	–
Max. distance for alarm triggering	10 m	a few cm
Measuring capacity with fully charged battery and at max. distance		
- Number of detectors	~ 50	–
Operating and storage temperature	-20... + 45 °C	-20... + 40 °C
Explosion protection	–	II 2 G Ex ib e IIC T4
Ex Approvals	–	PTB 98 ATEX 2062
Application range	non explosion-hazard area	zones 1 and 2
Protection category	–	IP65
Incandescent lamp	Halogen 12 V / 50 W	Halogen 2.8 V / 0.5 A
Battery	12 V / 7 Ah, lead, gas-tight	2 x Alkali battery 1.5 V single-cell UM-1
Charging time	min. 16 h	–
Mains supply for charging unit	220 / 240 VAC, 50... 60 Hz	–

Technical data FDUL221

Line tester	Operating voltage	min. 10 VDC, max. 30 VDC
	- Battery or via	2 x 9 V
	- Mains adapter	240 VAC/24 VDC, 625 mA
	Current consumption during measuring	depending on number of devices and display illumination
	Detection line voltage	
	- C-NET (FS720)	32 VDC
	Max. connection factor (MK) per line	
	- with mains adapter	min. 550
	- with battery	min. 150
	Operating temperature	-25... +40 °C
	Storage temperature	-30... +75 °C
	- with battery	-25... +60 °C
	Humidity (no condensation permitted)	≤95 % rel.

Technical data FDUZ221

Power supply	via USB
Interface	USB 2.0 / 1.1, MC-Link
Calibration	no
Operating temperature	-10... +55 °C
Storage temperature	-20... +60 °C
Humidity	≤95 % rel.
Dimensions (W x H x D)	100 x 30 x 54 mm
Protection category	IP30

Details for ordering

	Type	Part no	Designation	Weight
Detector exchanger	DX791	S54319-F6-A1	Detector exchanger	0,078 kg
Detector tester	RE6	BPZ:3680300001	Detector tester for smoke detectors	0.950 kg
Accessories	REF8	A5Q00011687	Test gas can	0.194 kg
	REF8-S	A5Q00011688	Test gas can	0.186 kg
	RE6T	BPZ:3680270001	Detector tester for heat detectors	1.265 kg
	RE10	BPZ:3685190001	Detector tester for linear smoke detectors	0.345 kg
Alarm test filter for RE10 (is also included in Adjustment set FDLU291)	TF04	BPZ:4931090001	Alarm test filter (Absorption 77%)	0.005 kg
	LE3	BPZ:3669510001	Test lamp for flame detectors (incl. carrying case and charger, without battery)	5.260 kg
	FA2003-A1	A5Q00019353	Battery 12 V / 7 Ah / VDS	2.293 kg
Spare parts	–	BPZ:3679630001	Halogen lamp 12 V / 50 W	0.395 kg
	Stabex HF	BPZ:4620910001	Test lamp for explosion-hazard area	0.175 kg
Telescope rods	FDUM291	A5Q00004996	Telescope rod three-part telescope with tri-oval tubes (1.6 m / 4.2 m)	1.960 kg
Spare parts	–	A5Q00009787	Lever with screw and nut (Handle catch)	0.023 kg
	–	A5Q00009786	Adapter with lever, screw and nut incl. attachment and bushing screw	0.088 kg
	–	A5Q00009788	Small flap with screw and nut (Latch catch)	0.015 kg
	–	A5Q00009789	Large flap with screw and nut (Latch catch)	0.016 kg
	FDUM292	A5Q00004997	Telescope rod four-part telescope with round tubes (2.1 m / 7.3 m)	4.480 kg
Spare parts	–	A5Q00009787	Lever with screw and nut (Handle catch)	0.023 kg
	–	A5Q00009786	Adapter with lever, screw and nut incl. attachment and bushing screw	0.088 kg

Details for ordering continuation

Line tester	FDUL221	A5Q00004397	Line tester incl. line connection set FDUL221-A and power supply set FDUL221-B	1.567 kg
Spare part	FDUL221-A	A5Q00008436	Line connection set	0.088 kg
	FDUL221-B	A5Q00008437	Power supply set	0.292 kg
	FDUL221-C	A5Q00008438	PC cable (RS232)	0.037 kg
Accessory	–	A5Q00004142	Lithium brownstone battery 9 V / 1.2 Ah	0.035 kg
Adapter	FDUZ221	A5Q00020131	MCL USB adapter	0.230 kg
Spare part	FDUD292-A	A5Q00004990	Adapter cable	0.040 kg

Details see equipment overview A6V10225323