



## FDCL221-M

### Multi line separator module

addressable (FDnet/C-NET)

Sinteso™  
Cerberus™ PRO



- Automatic module with several line separators
- Creation of T taps (stub lines) in the FDnet/C-NET
- Operation of the module in one or two loops
- Individual addressing for each line separator
- Status indication for each line separator with LED
- Communication via FDnet/C-NET (individual addressing)
- Simple installation and connection of the stub lines
- For installation in intermediate distributor or in fire control panel

## Characteristics

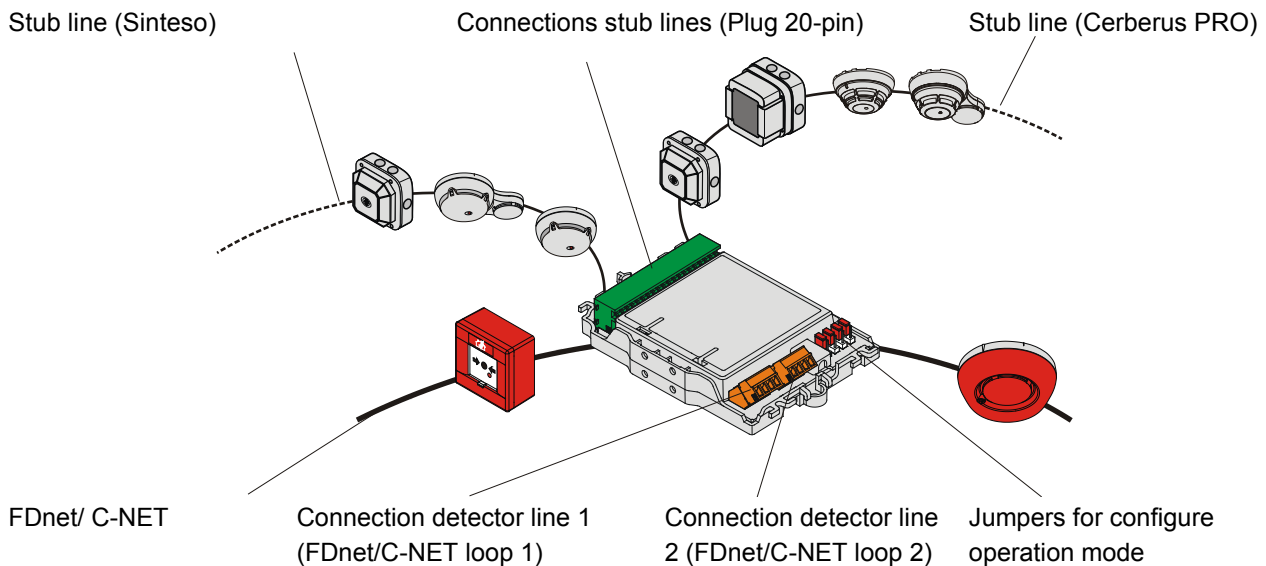
---

- **Environmental**
  - ecologically processing
  - recyclable materials
  - electronic und synthetic material simple separable
- **Characteristics**
  - protected electronics
  - built-in alarm indicators to signal line separation

## Multi line separator module

---

- **Function**
  - The module has total 9 separators. Each separator is an 'electronic switch', which separates the negative conductor in case of a short circuit, so that the short circuit-free side can continue to be operated.
  - In addition the module has
    - connections for the detector lines (FDnet/C-NET loops)
    - connections for the stub lines (T taps)
    - jumpers for programming of operation mode (1 loop or 2 loop mode)
    - yellow LED for the status indication (for the short circuit separation)
- **Application**
  - To avoid the breakdown of several stub lines in case of a short circuit, line separators may be inserted.
  - The multi line separator module is used where several stub lines are connected to the FDnet/C-NET at one point, if no other device is given between the T tap.
  - The module can also be connection to 2 separate FDnet/C-NET loops
  - at the application in
    - 1-Loop operation           9 line separators are available
    - 2-Loop operation           2 x 4 separators are available
  - retrofitting of existing, collective systems to addressable Sinteso/Cerberus PRO fire detection systems
- **Adhere to country-specific instructions**



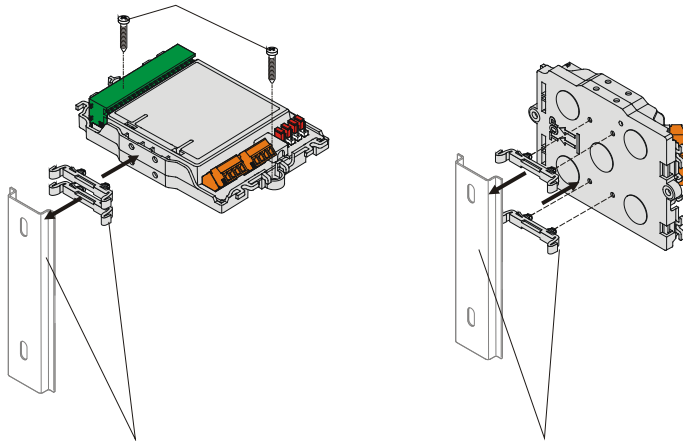
## Installation

- The line separator can be integrated in the supply shaft on every floor in an intermediate distribution frame, or at the place of the collective control unit. When all stubs are guided individually to the collective control unit, insert the line separator directly in the new fire detection control unit.

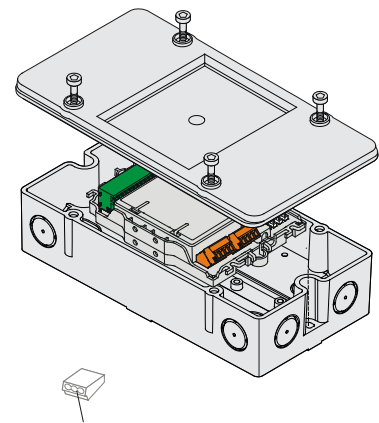
- **Installation**

- screw directly onto plane surface area
- mounting on the top hat rail TS35
- in housing FDCH221 with cover, seal and screws for wet applications

Installation directly in switching cabinet / control panel



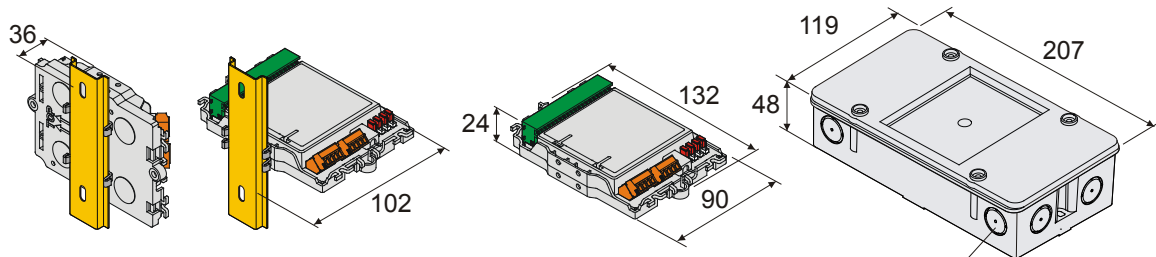
Installation in separate housing FDCH221



Installation in range with enclosed mounting feeds at top U rail TS35 (vertical or horizontal)

For shielding cables use connection terminals DBZ1190-AB


## Dimensions



Breakout for screwed cable gland and back nut M20

## Technical data

Operating voltage	DC 12...33 V
Operation current (quiescent)	2.25 mA (9 x 250 µA) or 2 x 1 mA (4 x 250 µA)
Number of separators	9 with 1 loop 2 x 4 with 2 loops
Operating temperature	-25...+70 °C
Storage temperature	-30...+75 °C
Humidity	≤95 % rel.
Communication protocol	FDnet/C-NET
Connection terminals	0.2...1.5 mm <sup>2</sup>
Color	
- Housing	white, ~RAL 9010
- Cover	transparent matt
- Aux. housing FDCH221	white, ~RAL 9010
Protection category EN 60529 / IEC 60529	IP30
- with aux. housing FDCH221	IP65
Standards	EN 54-17
Approvals	
- VdS	G209162
- LPCB	531n/02
System compatibility	
- FDnet	FS20, AlgoRex, SIGMASYS
- C-NET	FS720

09  0786	<b>FDCL221-M</b>	Siemens Switzerland Ltd, Gubelstrasse 22 CH-6301 Zug, Switzerland Technical data: see doc. <b>A6V10224006</b>
FDCL221-M - Short-circuit isolator for use in fire detection and fire alarm systems installed in buildings		
305/2011/EU (CPR): EN 54-17 ; 2004/108/EC (EMC): EN 50130-4 / EN 61000-6-3 ;		
Declared performance and conformity can be seen in the Declaration of Performance and the EC Declaration of Conformity, which is obtainable via the Customer Support center: Tel. +49 89 9221-8000 or <a href="http://siemens.com/bt/download">http://siemens.com/bt/download</a>		
DoP No.: 0786-CPR-20847; DoC No.: CED-FDCL221-M		

## Details for ordering

	Type	Part no	Designation	Weight
	FDCL221-M	S54312-F6-A1	Multi line separator module	0.122 kg
	–	BPZ:5644780001	U-rail TS35, L=122 mm	0.040 kg
	–	BPZ:5644230001	U-rail TS35, L=288 mm	0.090 kg
	FDCH221	S54312-F3-A1	Housing with cover, seal and screws	0.280 kg
	–	A5Q00004478	Metal screwed cable gland M20 x 1.5	0.039 kg
	–	A5Q00004479	Back nut M20	0.006 kg
	DBZ1190-AB	BPZ:4942340001	Connection terminal 1.0...2.5 mm <sup>2</sup> (3-pole)	0.002 kg
Spare part	FDCM291	A5Q00003855	Mounting feeds (25 pcs.)	0.060 kg

Details see equipment overview 008164 (Sinteso), A6V10225323 (Cerberus PRO)

Details about system compatibility see List of compatibility 008331

Siemens Switzerland Ltd  
Infrastructure & Cities Sector  
Building Technologies Division  
International Headquarters  
CPS Fire Safety  
Gubelstrasse 22  
CH-6301 Zug  
Tel. +41 41 724 24 24  
[www.siemens.com/buildingtechnologies](http://www.siemens.com/buildingtechnologies)

Document no. **A6V10230308\_c\_en\_--**  
Edition 04.2014

© 2014 Copyright by  
Siemens Switzerland Ltd  
Data and design subject to change without notice.  
Supply subject to availability.

Manual FD20 / FD720  
Section 5 / 5