



OOH740, OOHC740

Cerberus™ PRO

Automatic fire detectors



ASAtechnology™

For the automatic addressable detector bus C-NET
Collective / Conventional (OOH740 only)

- **Signal processing with *ASAtechnology™***
- **Event-controlled detection behavior**
- **Analysis of the three criteria smoke, heat and gas for OOHC740**
- **Very fast response to all carbon monoxide (CO) generating fires for OOHC740**
- **Separate detection of the toxic CO for OOHC740**
- **Early and reliable detection of emerging fires**
- **High immunity to deceptive phenomena**
- **Redundant sensor system**
- **Suitable for air speeds of 5 m/s**
- **Suited for future requirements thanks to programmability**
- **Communication via C-NET (individual addressing)**
- **Automatic address allocation during commissioning**
- **Ecologic material concept**
- **Collective / Conventional operation (OOH740 only)**

- **Environmental**

- ecologically processing
- recyclable materials
- electronic and synthetic material simply separable

- **Characteristics**

- resistant to environment and interference factors such as dust, fibers, insects, humidity, extreme temperatures, electro-magnetic interference, corrosive vapors, vibration, synthetic aerosols and atypical fire phenomena
- insensitive to impact, tamper protection
- signal processing with **ASAt**technology™ ('Advanced Signal Analysis')
- time- and process-dependent detection behavior
- high immunity to power electronic disturbances
- protected electronics, high-quality components
- sophisticated sensor and electronics surveillance
- redundant, high-quality sensor system
- integrated short-circuit isolator, which locate the defective part of the detector bus and insulates between 2 detectors
- built-in alarm indicator (AI), visible at 360°
- up to 2 external alarm indicators connectable per detector
- automatic address allocation during commissioning
- the same detector base type can be used for each detector type, for surface and recess supply wiring

- **Optional accessories**

- Detector locking device LP720 as protection against theft
- Designation plate FDBZ291
- Detector base seal RS720 for higher protection category
- Micro terminal DBZ1190-AA (0.28...0.5 mm²)
- Connection terminal DBZ1190-AB (1.0...2.5 mm²)
- Sounder base DBS720
- Resistors PSR720 and PSR720-2 (OOH740 only)
- Base attachment wet BA721

OOH740 Multi sensor smoke detector, ASA



Multi-sensor smoke detector consist of:

- Detector
- Dust cap to cover the detector for protection against dust during construction work

Function

- works according to the scattered light principle with two sensor, optical forward and backward scattering
- Opto-electronic sampling chamber holds off disturbing extraneous light but optimally detects smoke particles
- two additional heat sensors increase the fire detector's immunity to deceptive phenomena
- software can be set to multi sensor smoke detector, as smoke detector or as heat detector
- selectable detection behavior by application-specific ASA parameter sets

Application

- for the early detection of flaming fires caused by the combustion of liquid and solid matters, as well as smoldering fires
- for reliable fire detection in environments with deceptive phenomena
- addressable or collective

OOHC740 fire and CO detector, neural ASA



Multi-sensor smoke detector consist of:

- Detector
- Dust cap to cover the detector for protection against dust during construction work

Function

- works according to the scattered light principle with two sensor, optical forward and backward scattering
- Opto-electronic sampling chamber holds off disturbing extraneous light but optimally detects smoke particles
- two additional heat sensors and an additional CO sensor increase the fire detector's immunity to deceptive phenomena and the response characteristics of the fire detector
- Technical ambient supervision: alarming when the temperature or the CO concentration threshold value is exceeded or undershot
- works with an electrochemical CO cell
- transmission of a CO concentration alarm on an independent technical CO alarm channel
- signal processing by the technical CO alarm channel independently of the CO signal processing for fire detection
- selectable detection behavior of the CO alarm channel, independent of ASA-parameter sets for fire detection
- selectable detection behavior by application-specific ASA parameter sets

Application

- for the very early detection of smoldering fires generating carbon monoxide (CO) (e.g. mattress fire in asylum)
- or the very early and reliable fire detection in environments with deceptive phenomena
- Environments with increased CO toxic risk, e.g. heating rooms, combustion plants, fermentation plants, car parks, automotive workshops, animal stalls, chemical labs or production sites
- addressable

Detector base DB721



Function

- Universal base for all point detectors of the series Cerberus PRO FD720

Application

- for recess supply wiring
- for surface supply wiring, cable diameter up to 8 mm

By using a detector base with loop contact the detector line is not interrupted even if no point detector is mounted (addressed mode)

Detector base DB722



Function

- Universal base with detector base seal and screw less terminals for the point detectors of the series Cerberus PRO FD720

Application

- for recess supply wiring
- for surface supply wiring, cable diameter up to 8 mm

Detector base DB110 (Parameter set 1)



Function

- Standard conventional detector base for all series 110 point detectors and OOH740
- Selects parameter set 1 within detectors

Application

- for recess supply wiring
- for surface supply wiring, cable diameter up to 8 mm

Detector base DB721D



Function

- collective mode
 - Universal base for the OOH740 point detector in collective mode where monitoring to BS5839, Part I is required
- Addressed mode
 - Universal base for the OOH740 point detector of the series Cerberus PRO FD720 in collective mode
 - Diode removable
 - By using this base in addressed mode the diode must be removed.

Application

- for recess supply wiring
- for surface supply wiring, cable diameter up to 8 mm

By using a detector base (with removed diode) with loop contact the detector line is not interrupted even if no point detector is mounted (addressed mode)

Base attachment BA720



Application

- For the supply of surface-mounted tubes (max. 20 mm) and trunking (max. 25 mm x 15 mm)
- The detector is fixed with a spring-loaded catch.

Base attachment wet BA721



Function

- Base attachment wet for surface-mounted feed lines in humid and cold environments and if a detector heating unit is used.
- Protection category achievable: IP44
- Six break-out points for M20 x 1.5 metal cable glands

DBZ1193A designation plate



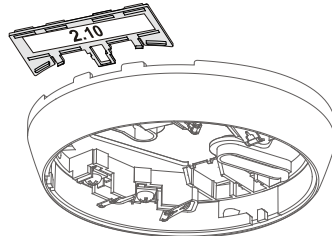
● DBZ1193A

- For labeling with the location address
- Compatible with base attachment wet BA721

FDBZ291 Designation plate



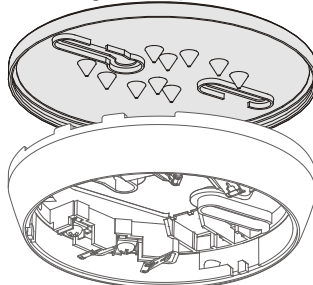
- to identify the location address
- application without detector base seal RS720 only



RS720 Detector base seal



- for higher IP protection category



Parameter set resistor 33k (PSR-1)



Application

- Preassembled resistors complete with spade terminals suitable for easy installation into DB110 and DB721D detector bases to set the OOH740 detector into parameter set 1.

Parameter set resistor 68k (PSR-2)



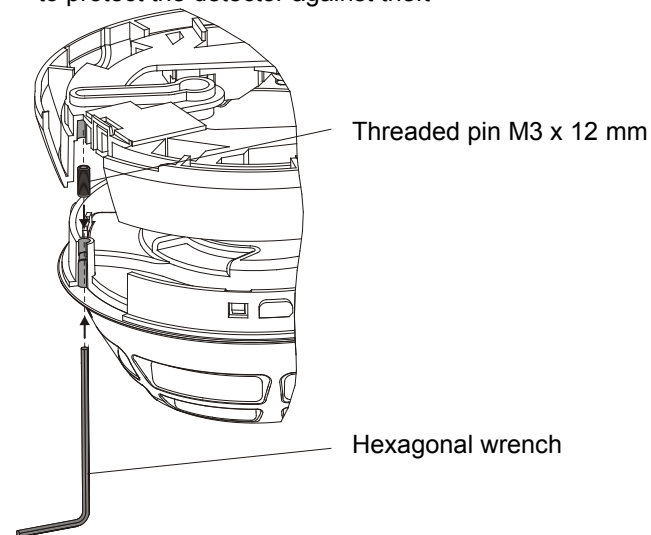
Application

- Preassembled resistors complete with spade terminals suitable for easy installation into DB110 and DB721D detector bases to set the OOH740 detector into parameter set 2.

LP720 Detector locking device



- to protect the detector against theft



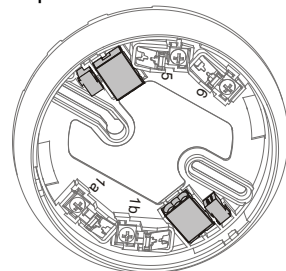
DBZ1190-AA Micro terminal, DBZ1190-AB Connection terminal



- for conductors of max. 0.5 mm²



- for conductors of max. 2.5 mm²
- support point for T-branching connection, extern alarm indicators (AI) or cable shielding
- place for max. 2 additional terminals each

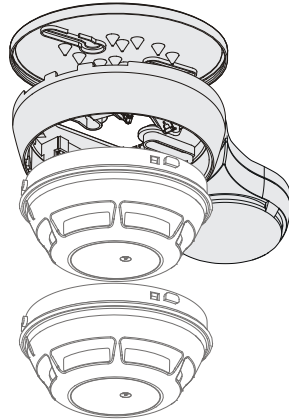


DBS720 Sounder base



- the addressable sounder base is used for acoustic alarming
- applicable with all point detectors of the series Cerberus PRO FD720

→ Description see data sheet A6V10203095



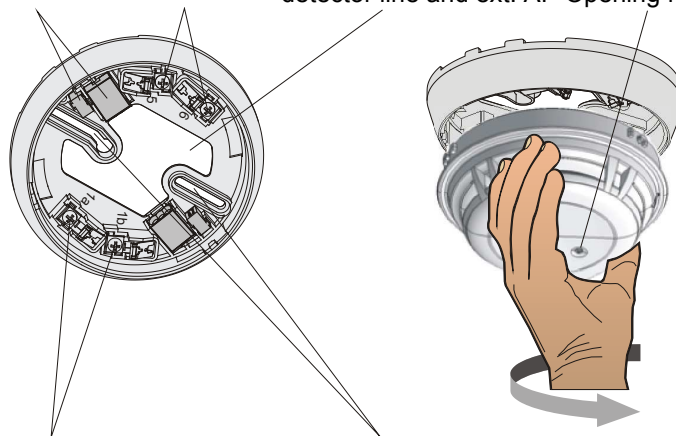
Installation

● Simple installation

- Universal base with
 - 2 break outs on the side for surface supply wiring at max. Ø8 mm
 - extra large rear opening for easy recess supply wiring
- extra-large mounting slots facilitate a re-use of existing drill holes resulting from other systems
- connecting terminals for cable diameter at 1.6 mm²
- place for auxiliary terminals 2x DBZ1190-AA and 2x DBZ1190-AB
- detector can be easily turned into the base by hand, or with the detector exchanger DX791 and the adapter to the detector exchanger FDUD491

Place for auxiliary terminals DBZ1190-AA,
DBZ1190-AB

Connecting terminals
detector line and ext. AI Opening for cable entry AI

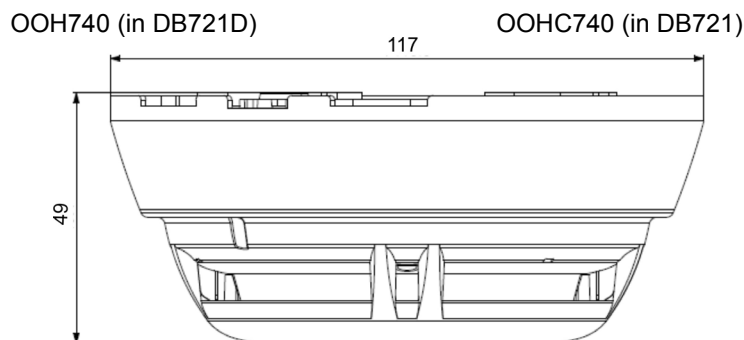


Connecting terminals detector line and ext. AI

Mounting slots min. 40 mm up to max. 90 mm



- alarm indicator (AI) centered in the detector; no alignment required

Dimensions of detector with base



Technical data

	OOH740	OOHC740
Operating voltage (modulated)	DC 12...33 V	DC 12...33 V
Operating current (quiescent)	~170...250 µA	~300...380 µA
Ext. alarm indicator without sounder base AI connectable and programmable	2	2
Operating temperature	-25...+55 °C	-10...+50 °C
Storage temperature	-30...+70 °C	-20...+55 °C
Humidity	≤95 % rel.	≤15...95 % rel.
Communication protocol	C-NET, collective or conventional	C-NET
Color	white, ~RAL 9010	white, ~RAL 9010
Protection category EN 60529 / IEC 60529 – with detector base seal RS720	IP40 IP44	IP40 IP44
Standards	CEA 4021, EN 54-5, EN 54-7, EN 54-17:2005	CEA 4021, EN 54-5, EN 54-7, EN 54-17:2005, VdS 2806
Approvals – VdS – LPCB Marine – MED (Marine Equipment directives) – GL (Germanischer Lloyd)	G211070 126bh/05 59 825 – 13 HH 20 207 – 11 HH	G211047 126bh/06 - -
Permissible air speed	max. 5 m/s	max. 5 m/s
System compatibility C-NET		FS720
System compatibility collective	FC10	-

11  0786	OOH740	Siemens Switzerland Ltd, Gubelstrasse 22 CH-6301 Zug, Switzerland Technical data: see doc. A6V10305793
OOH740 - Smoke/heat detector incl. short-circuit isolator for use in fire detection and fire alarm systems installed in buildings		
305/2011/EU (CPR): EN 54-5 / EN 54-7 / EN 54-17 ; 2004/108/EC (EMC): EN 50130-4 / EN 61000-6-3 ; 2011/65/EU (RoHS): EN 50581 ;		
Declared performance and conformity can be seen in the Declaration of Performance and the EC Declaration of Conformity, which is obtainable via the Customer Support center: Tel. +49 89 9221-8000 or http://siemens.com/bt/download		
DoP No.: 0786-CPR-21094; DoC No.: CED-OOH740		
11  0786	OOHC740	Siemens Switzerland Ltd, Gubelstrasse 22 CH-6301 Zug, Switzerland Technical data: see doc. A6V10305793
OOHC740 - Smoke/heat detector incl. short-circuit isolator for use in fire detection and fire alarm systems installed in buildings		
305/2011/EU (CPR): EN 54-5 / EN 54-7 / EN 54-17 ; 2004/108/EC (EMC): EN 50130-4 / EN 61000-6-3 ; 2011/65/EU (RoHS): EN 50581 ;		
Declared performance and conformity can be seen in the Declaration of Performance and the EC Declaration of Conformity, which is obtainable via the Customer Support center: Tel. +49 89 9221-8000 or http://siemens.com/bt/download		
DoP No.: 0786-CPR-21067; DoC No.: CED-OOHC740		

Details for ordering

	Type	Part no	Designation	Weight
Accessories	OOH740	S54320-F7-A3	Multi-sensor smoke detector, ASA	0.119 kg
	OOHC740	S54320-F8-A3	Fire and CO detector, neural ASA	0.122 kg
	DB721	S54319-F11-A1	Detector base	0.055 kg
	DB721D	S54319-F15-A1	Detector base	0.055 kg
	DB722	S54319-F19-A1	Detector base	0.055 kg
	BA720	S54319-F20-A1	Base attachment	0.051 kg
	BA721	S54319-F29-A1	Base attachment wet	0.319 kg
	LP720	S54319-F9-A1	Detector locking device (2 hexagonal key, 100 hexagonal socket pins)	0.040 kg
	FDBZ291	A5Q00002621	Designation plate (10x)	0.034 kg
	RS720	S54319-F8-A1	Detector base seal (10x)	0.014 kg
	DBZ1190-AA	BPZ:4677080001	Micro terminal 0.28...0.5 mm ²	0.001 kg
	DBZ1190-AB	BPZ:4942340001	Connection terminal 1.0...2.5 mm ²	0.007 kg
	PSR720-1	S54319-F16-A1	Resistor 33 kΩ	0.005 kg
	PSR720-2	S54319-F17-A1	Resistor 68 kΩ	0.005 kg

Details see equipment overview A6V10225323

Siemens Switzerland Ltd
Infrastructure & Cities Sector
Building Technologies Division
International Headquarters
CPS Fire Safety
Gubelstrasse 22
CH-6301 Zug
Tel. +41 41 724 24 24
www.siemens.com/buildingtechnologies

© 2014 Copyright by
Siemens Switzerland Ltd
Data and design subject to change without notice.
Supply subject to availability.

Document no. **A6V10284161_j_en_--**
Edition 07.2014

Manual FD720
Section 2