

XS106B3PBL5

inductive sensor XS1 Ø6.5 - L33mm - brass - Sn2mm - 12..24VDC - cable 5m



Main

Range of product	OsiSense XS
Series name	General purpose
Sensor type	Inductive proximity sensor
Device application	-
Sensor name	XS1
Sensor design	Cylindrical Ø 6.5 mm plain
Size	33 mm
Body type	Fixed
Detector flush mounting acceptance	Flush mountable
Material	Metal
Type of output signal	Discrete
Wiring technique	3-wire
[Sn] nominal sensing distance	2.5 mm
Discrete output function	1 NC
Output circuit type	DC
Discrete output type	PNP
Electrical connection	Cable
Cable length	5 m
[Us] rated supply voltage	12...24 V DC with reverse polarity protection
Switching capacity in mA	<= 200 mA with overload and short-circuit protection
IP degree of protection	IP65 conforming to IEC 60529 IP67 conforming to IEC 60529
Sale per indivisible quantity	1



Complementary

Detection face	Frontal
Front material	PPS
Enclosure material	Nickel plated brass
Operating zone	0...2 mm
Differential travel	1...15% of Sr
Cable composition	3 x 0.11 mm ²
Wire insulation material	PvR
Status LED	1 LED (yellow) for output state
Supply voltage limits	10...36 V DC
Switching frequency	<= 2500 Hz
Voltage drop	<= 2 V (closed state)
Current consumption	<= 10 mA (no-load)
Delay first up	<= 10 ms
Delay response	<= 0.2 ms
Delay recovery	<= 0.2 ms
Marking	CE
Length	33 mm

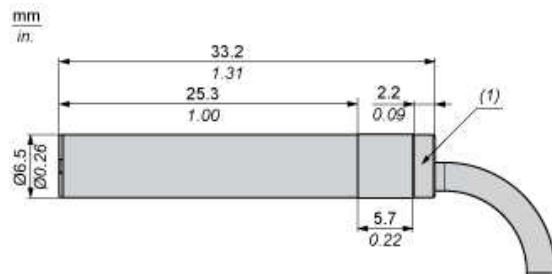
Environment

Product certifications	CSA UL
Ambient air temperature for operation	-25...70 °C
Ambient air temperature for storage	-40...85 °C
Vibration resistance	25 gn, amplitude: +/- 2 mm (f = 10...55 Hz) conforming to IEC 60068-2-6
Shock resistance	50 gn (duration = 11 ms) conforming to IEC 60068-2-27

Offer Sustainability

Sustainable offer status	Green Premium product
RoHS (date code: YYWW)	Compliant - since 1104 - Schneider Electric declaration of conformity
REACH	Reference not containing SVHC above the threshold
Product environmental profile	Available  Download Product Environmental
Product end of life instructions	Available  Download End Of Life Manual

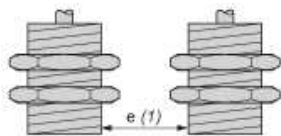
Dimensions



(1) LED

Minimum Mounting Distances in mm

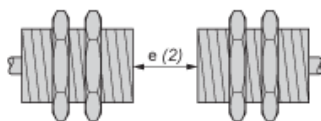
Side by side



e (1) 5 mm/0.20 in.

≥

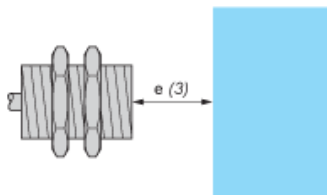
Face to face



e (2) 30 mm/1.18 in.

≥

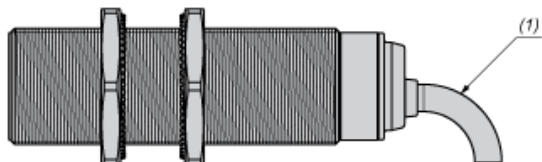
Facing a metal object



e (3) 8 mm/0.31 in.

≥

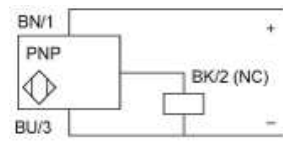
Mounting



(1) Bending cable: 4 x external cable diameter

Wiring Schemes

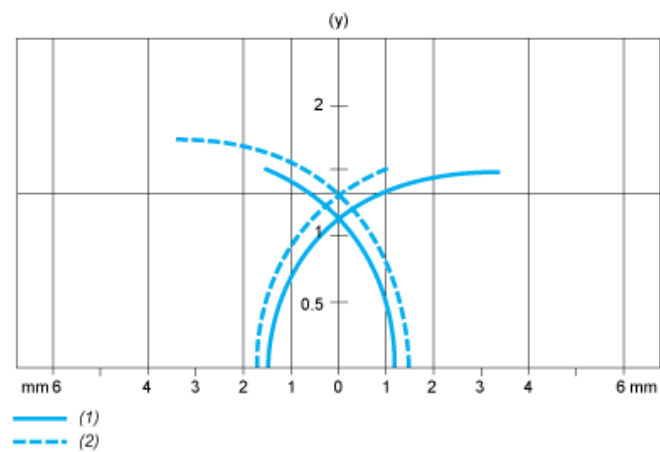
PNP



BU : Blue
BN : Brown
BK : Black

Performance Curves

Standard Steel Target : 8x8x1 mm



- (1) Pick-up points
- (2) Drop-out points (object approaching from the side)
- (y) Sensing distance in mm