



## Main

Range of product	Preventa Safety detection
Product or component type	Safety thru-beam transmitter photo-electric sensors
Device short name	XU2S
Product compatibility	XPSCM1144 XPSCM1144P
[Sn] nominal sensing distance	8 m

## Complementary

Detection system	Transmitter-receiver system
[Us] rated supply voltage	12...24 V DC (10...30 V) against reverse polarity
Current consumption	<= 35 mA no-load
Line of sight type	90° to case axis
Electrical connection	Pre-cabled
Cable outer diameter	5 mm
Cable length	5 m
Cable composition	3 x 0.34 mm <sup>2</sup>
Tightening torque	24 N.m fixing nut
Marking	CE
Material	Case : nickel plated brass Lenses : PMMA (polymethyl methacrylate)
Product weight	0.235 kg

## Environment

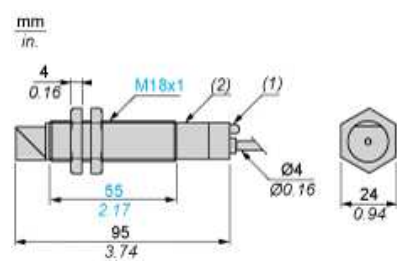
Ambient air temperature for operation	-25...55 °C
Ambient air temperature for storage	-40...70 °C
IP degree of protection	IP67 conforming to EN/IEC 60529
Shock resistance	30 gn (3 axes : 3 times) conforming to EN/IEC 60068-2-27
Vibration resistance	7 gn (f = 10...55 Hz) conforming to EN/IEC 60068-2-6

## Offer Sustainability

Sustainable offer status	Green Premium product
RoHS (date code: YYWW)	Compliant - since 0924 - <a href="#">Schneider Electric declaration of conformity</a>
REACH	Reference not containing SVHC above the threshold

The information provided in this documentation contains general descriptions and/or technical characteristics of the performance of the products contained herein. This documentation is not intended as a substitute for and is not to be used for determining suitability or reliability of these products for specific user applications. It is the duty of any such user or integrator to perform the appropriate and complete risk analysis, evaluation and testing of the products with respect to the relevant specific application or use thereof. Neither Schneider Electric Industries SAS nor any of its affiliates or subsidiaries shall be responsible or liable for misuse of the information contained herein.

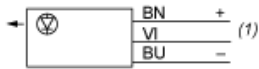
Dimensions



- (1) LED
- (2) Potentiometer

## Wiring Schemes (3-wire DC)

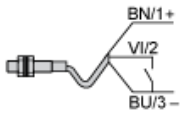
### Transmitter



BU : Blue  
BN : Brown  
VI : Violet  
(1) Test

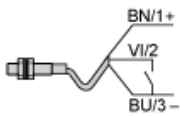
### Beam Break Test

Beam Made



BU : Blue  
BN : Brown  
VI : Violet

Beam Broken



BU : Blue  
BN : Brown  
VI : Violet

## Connecting to a Safety Module

The screenshot shows a product page for XU2S18PP340D. On the left, under 'Discover XU2S18PP340D by', there is a list of links: Characteristics, Dimensions Drawings, Connections and Schema, Performance Curves, and Download & Documents (highlighted with a red box and labeled 1). On the right, under 'Download & Documents 1 to 8 of 8', there are several document categories: CAD, Instruction sheet, Product environmental, End of life manual, System user guide, Catalog, and Image of product. Under 'System user guide', the document 'Connecting to a monitoring device XU2S' is highlighted with a red box and labeled 2.

- 1 : Click on Download & Documents
- 2 : Click on System user guide

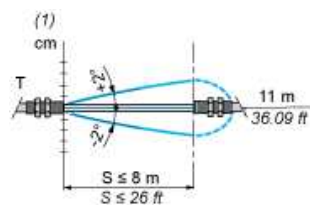
To have all connection schematics concerning our safety module, select "download and document" and download the file "Connecting to a monitoring device XU2S"

---

Curves

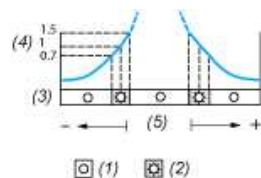
---

Infrared Detection Curve



(1) Ø of beam

Verification of Correct Operation



- (1) LED off  
(2) LED on  
(3) Red LED  
(4) Signal level  
(5) Optimum alignment