

Main

Range of product	OsiSense XC
Series name	Special format
Product or component type	Limit switch
Product specific application	For severe applications
Device short name	XC2J
Body type	Fixed
Head type	Plunger head
Material	Metal
Movement of operating head	Linear
Type of operator	Steel roller plunger
Switch actuation	By 30° cam
Type of approach	Lateral approach, 2 directions
Number of poles	1
Contacts operation	Snap action
Minimum force for tripping	18 N
Maximum actuation speed	0.5 m/s

Complementary

Fixing mode	By the body
Electrical connection	Screw-clamp terminals, 1 x 0.5...2 x 2.5 mm ²
Cable entry	1 entry incorporating cable gland, cable outer diameter: 6...13.5 mm
Contacts insulation form	Za
Contacts material	Silver plated contacts
Positive opening	Without
Minimum actuation speed	0.001 m/min
Contact code designation	DC-13 Q300(Ue = 250 V, Ie = 0.27 A) EN/IEC 60947-5-1 AC-15 A300(Ue = 240 V, Ie = 3 A) Ithe = 10 A EN/IEC 60947-5-1
[Ui] rated insulation voltage	300 V conforming to CSA C22.2 No 14 500 V conforming to NF C 20-040 group C 500 V conforming to IEC 60947-5-1
Resistance across terminals	<= 25 MOhm conforming to NF C 93-050 method A <= 25 MOhm conforming to IEC 60255-7 category 3
Short circuit protection	10 A by cartridge fuse, type gG
Electrical durability	5000000 cycles DC-13, 48 V 7 W, <= 3600 cyc/h, load factor: 0.5 conforming to IEC 60947-5-1 appendix C 5000000 cycles DC-13, 24 V 10 W, <= 3600 cyc/h, load factor: 0.5 conforming to IEC 60947-5-1 appendix C 5000000 cycles DC-13, 120 V 4 W, <= 3600 cyc/h, load factor: 0.5 conforming to IEC 60947-5-1 appendix C
Mechanical durability	25000000 cycles
Width	40 mm
Height	133 mm
Depth	41 mm
Product weight	0.56 kg
Terminals description ISO n°1	(13-14-11-12)OF

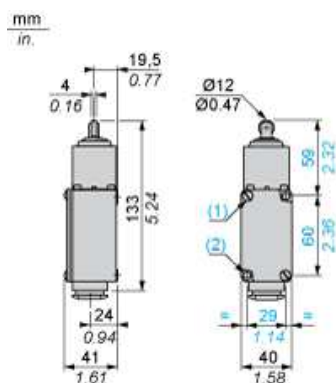
Environment

Shock resistance	25 gn for 18 ms conforming to IEC 60068-2-27
Vibration resistance	10 gn (f = 10...500 Hz) conforming to IEC 60068-2-6
IP degree of protection	IP657 conforming to NF C 20-010 IP65 conforming to IEC 60529
IK degree of protection	IK08
Class of protection against electric shock	Class I conforming to NF C 20-030 Class I conforming to IEC 60536
Ambient air temperature for operation	-25...70 °C
Ambient air temperature for storage	-40...70 °C
Protective treatment	TC
Product certifications	CSA DEMKO NEMKO
Standards	EN/IEC 60947-5-1 IEC 60337-1 UL 508 VDE 0660-200 CSA C22.2 No 14

Offer Sustainability

Sustainable offer status	Green Premium product
RoHS (date code: YYWW)	Compliant - since 1014 - Schneider Electric declaration of conformity
REACH	Reference not containing SVHC above the threshold
Product environmental profile	Available Download Product Environmental
Product end of life instructions	Need no specific recycling operations

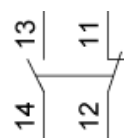
Dimensions



- (1) Fixing from the rear: by 2 M5 screws. Depth of thread on switch: 10 mm.
- (2) Fixing from the front via 2 holes Ø 5.5.

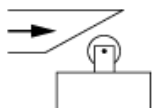
Wiring Diagram

Single-pole CO Snap Action

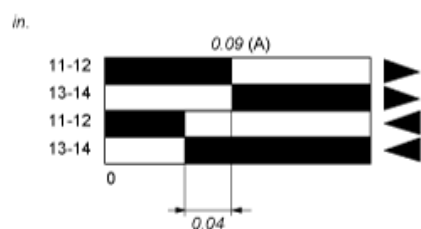
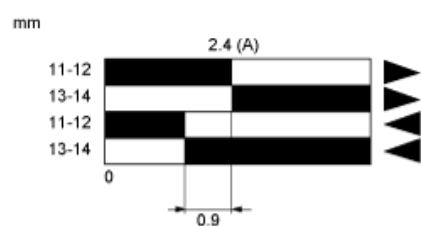


Characteristics of Actuation

Switch Actuation by 30° Cam



Functionnal Diagram



- (A) Cam displacement
(1) Closed
(2) Open
(3) Tripping
(4) Resetting