

# XCRA151EX

limit switch XCR-A - roller lever - 2 x (1 NC + 1 NO)



## Main

Range of product	OsiSense ATEX D
Series name	Special format
Product or component type	Limit switch
Product specific application	For hoisting and mechanical handling applications
Device short name	XCR
Body type	Fixed
Head type	Rotary head
Material	Metal
Fixing mode	By the body
Movement of operating head	Rotary
Type of operator	Thermoplastic spring return roller lever, large
Switch actuation	By any moving part
Type of approach	Lateral approach, 2 directions
Electrical connection	Screw-clamp terminals, 1 x 0.34...2 x 1.5 mm <sup>2</sup>
Cable entry number	1 tapped entry (Pg 13.5) for cable gland (included), cable outer diameter: 9...12 mm
Number of poles	4
Contacts type and composition	2 x (1 NC + 1 NO)
Contacts insulation form	Zb
Contacts operation	Snap action
Number of steps	1
Contact block per direction (control circuit)	2 per direction
Positive opening	With
Minimum force for tripping	0.75 N
Minimum torque for tripping	0.45 N.m
Maximum actuation speed	1.5 m/s
IP degree of protection	IP65 conforming to IEC 60529

## Complementary


Minimum actuation speed	0.01 m/min
Maximum displacement angle	55 ° -55 °
Contact code designation	A300, AC-15 (240 V, Ie = 3 A) conforming to EN 60947-5-1 A300, AC-15 (240 V, Ie = 3 A) conforming to IEC 60947-5-1 appendix A Q300, DC-13 (250 V, Ie = 0.27 A) conforming to EN 60947-5-1 Q300, DC-13 (250 V, Ie = 0.27 A) conforming to IEC 60947-5-1 appendix A
[Ui] rated insulation voltage	300 V conforming to UL 508 500 V conforming to NF C 20-040 group C 500 V, pollution degree: 3 conforming to IEC 60947-1 500 V, pollution degree: 3 conforming to VDE 0110
Resistance across terminals	<= 25 MOhm conforming to IEC 60255-7 category 3 <= 25 MOhm conforming to NF C 93-050 method A
[Uimp] rated impulse withstand voltage	6 kV conforming to IEC 60664 6 kV conforming to IEC 60947-1

Short circuit protection	10 A cartridge fuse, type gG
Electrical durability	5000000 cycles DC-13 120 V 4 W, <= 60 cyc/mn load factor: 0.5 conforming to IEC 60947-5-1 appendix C inductive DC 5000000 cycles DC-13 24 V 10 W, <= 60 cyc/mn load factor: 0.5 conforming to IEC 60947-5-1 appendix C inductive DC 5000000 cycles DC-13 48 V 7 W, <= 60 cyc/mn load factor: 0.5 conforming to IEC 60947-5-1 appendix C inductive DC
Mechanical durability	10000000 cycles
Marking	II2 D-Ex tb IIIC T85°C Db IP66/67
Width	85 mm
Height	95 mm
Depth	75 mm

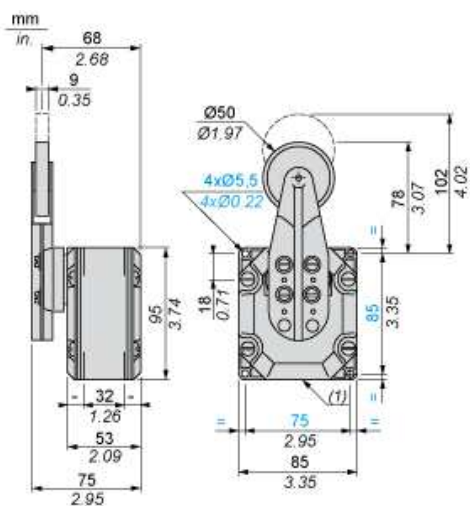
## Environment

Shock resistance	68 gn conforming to IEC 60068-2-27
Vibration resistance	9 gn 10...500 Hz IEC 60068-2-6
Class of protection against electric shock	Class I conforming to IEC 60536 Class I conforming to NF C 20-030
Ambient air temperature for operation	-20...60 °C
Protective treatment	TC
Dust zone	Zone 21 - 22
Product certifications	INERIS 04ATEX0014X
Standards	Directive ATEX 94/9/EC EN/IEC 60079-0 EN/IEC 60079-31

## Offer Sustainability

Sustainable offer status	Not Green Premium product
RoHS (date code: YYWW)	Will be Compliant on 4Q2015
REACH	Reference not containing SVHC above the threshold
Product environmental profile	Available  <a href="#">Download Product Environmental</a>
Product end of life instructions	Need no specific recycling operations

## Dimensions



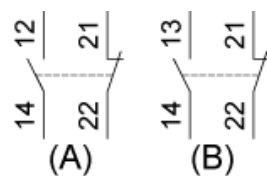
(1) 1 tapped entry for n° 13 cable gland.

---

## Wiring Diagram

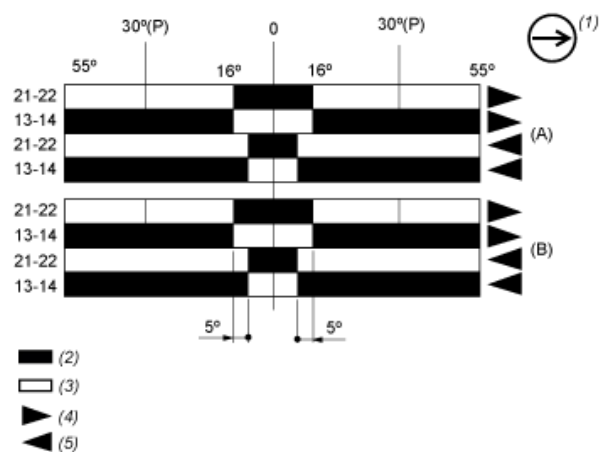
---

### Two 2-pole NC + NO Snap Action



- (A) 1<sup>st</sup> contact  
(B) 2<sup>nd</sup> contact

## Functionnal Diagram



- (P) Positive opening point
- (A) 1st contact
- (B) 2nd contact
- (1) NC contact with positive opening operation
- (2) Closed
- (3) Open
- (4) Tripping
- (5) Resetting