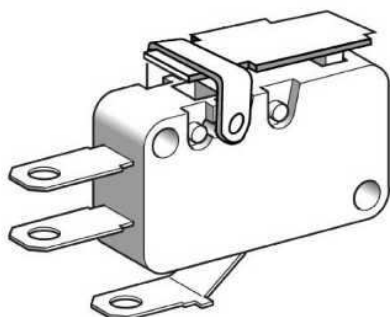


XEP3S2W6B524

miniature limit switch - low force cont. - flat lever - 4.8 mm cable clip tags



Main

Range of product	OsiSense XC
Series name	Special format
Product or component type	Microswitch
Device short name	XEP3
Detector design	Miniature, DIN 41635 A format
Head type	Plunger head
Lever material	Stainless steel
Lever fixing position	B
Movement of operating head	Linear
Type of operator	Flat lever
Switch actuation	Horizontal
Type of approach	Lateral approach
Electrical connection	4.8 mm cable clip tags
Contacts type and composition	1 C/O very low force
Contacts operation	Snap action
Contacts material	AgNi

Complementary

Body material	Polyester
Maximum force for tripping	0.17 N lever fixing position in C 0.13 N lever fixing position in B 0.06 N lever fixing position in A
Minimum release force	0.03 N lever fixing position in C 0.03 N lever fixing position in B 0.01 N lever fixing position in A
Maximum permanent end of travel force	5 N lever fixing position in A 13 N lever fixing position in C 10 N lever fixing position in B
Tripping point	15.2 mm lever fixing position in C 15.2 mm lever fixing position in B 15.2 mm lever fixing position in A
Maximum differential travel	1.4 mm lever fixing position in A 0.7 mm lever fixing position in B 0.53 mm lever fixing position in C
Minimum over travel	4.4 mm lever fixing position in A 2.2 mm lever fixing position in B 1.65 mm lever fixing position in C
Inter contact distance	0.4 mm
Contact code designation	D300; AC-15(Ue = 240 V, Ie = 0.3 A) conforming to IEC 60947-5-1 appendix A B300; AC-15(Ue = 240 V, Ie = 1.5 A) conforming to IEC 60947-5-1 appendix A
[Ith] conventional free air thermal current	5 A at 250 V 50/60 Hz
Mechanical durability	50000000 cycles
Width	10 mm
Height	16 mm
Depth	28 mm
Product weight	6.3 g
Terminals description ISO n°1	(1-2-4)OC

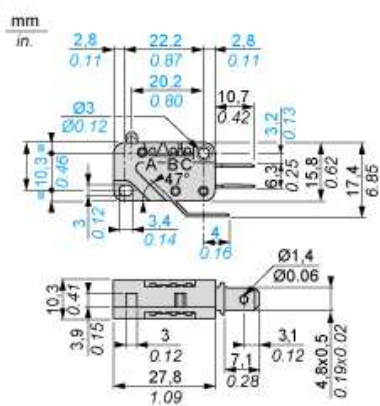
Environment

IP degree of protection	IP40
Ambient air temperature for operation	-25...125 °C
Marking	CE
Standards	CURus EN 60947-5-1 EN 61058 IEC 60947-5-1 UL 1054

Offer Sustainability

Sustainable offer status	Green Premium product
RoHS (date code: YYWW)	Compliant - since 0549 - Schneider Electric declaration of conformity
REACH	Reference not containing SVHC above the threshold
Product environmental profile	Available Download Product Environmental
Product end of life instructions	Need no specific recycling operations

Dimensions



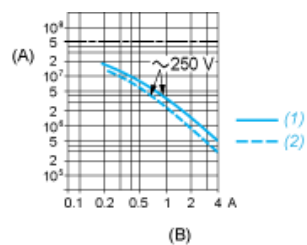
Wiring Diagram

Single-pole CO Snap Action



- 1 : Black
- 2 : Grey
- 4 : Blue

Operating Curves



- (A) Number of cycles
(B) Current
1 : Resistive circuit
2 : Inductive circuit