


XCSE5323

metal safety switch XCSE - 1NC+2NO - slow break- 2 entries tapped 1/2" NPT- 48V



Main

Range of product	Preventa Safety detection
Product or component type	Safety switch
Component name	XCSE
Design	Rectangular
Material	Metal
Head type	Key operated turret head
Contacts type and composition	1 NC + 2 NO
Contacts operation	Slow-break, break before make
Solenoid contacts type and composition	1 NC + 1 NO (slow-break, simultaneous)
Cable entry	2 entries tapped 1/2" NPT
Electromagnet interlocking	Locking on de-energisation and unlocking on energisation of solenoid
[Us] Solenoid Rated Supply Voltage	20...10 %
Electrical connection	Terminal, 1 x 0.5...2 x 1.5 mm ² with or without cable end
Number of poles	3
Locking options description	With interlocking, locking by solenoid
Local signalling	2 LEDs green or orange (guard open/guard closed and locked)
Signalling circuit voltage	24/48 V (voltage limits: 20...52 V)

Complementary

Positive opening	With NC contact
Supply voltage type	AC/DC
Supply frequency	50/60 Hz
Load factor	1
Power consumption in VA	10 VA (sealed) 10 VA (inrush)
Signalling circuit type	AC/DC
Signalling circuit consumption	7 mA
Mechanical durability	>= 1000000 cycles
Minimum actuation speed	0.01 m/s
Maximum actuation speed	0.5 m/s
[Ie] rated operational current	1.5 A at 240 V utilisation category AC-15, B300 conforming to EN/IEC 60947-5-1 3 A at 120 V utilisation category AC-15, B300 conforming to EN/IEC 60947-5-1 0.27 A at 250 V utilisation category DC-13, Q300 conforming to EN/IEC 60947-5-1 0.55 A at 125 V utilisation category DC-13, Q300 conforming to EN/IEC 60947-5-1
[Ithe] conventional enclosed thermal current	6 A
[Ui] rated insulation voltage	50 V for signalling circuit conforming to EN/IEC 60947-1
[Uimp] rated impulse withstand voltage	6 kV conforming to EN/IEC 60947-5-1
Protection type	Overvoltage protection for signalling circuit
Short circuit protection	10 A cartridge fuse type gG (gl)



The information provided in this documentation contains general descriptions and/or technical characteristics of the performance of the products contained herein. This documentation is not intended as a substitute for and is not to be used for determining suitability or reliability of these products for specific user applications. It is the duty of any such user or integrator to perform the appropriate and complete risk analysis, evaluation and testing of the products with respect to the relevant specific application or use thereof. Neither Schneider Electric Industries SAS nor any of its affiliates or subsidiaries shall be responsible or liable for misuse of the information contained herein.

Actutr forcible withdrawal rtc	2000 N
Actuator force for extraction	>= 20 N
Operating rate	10 cyc/mn for maximum durability
Safety level	Can reach SIL 3 with the appropriate monitoring system and correctly wired conforming to EN/IEC 61508 Can reach PL = e with the appropriate monitoring system and correctly wired conforming to EN/ISO 13849-1 Can reach category 4 with the appropriate monitoring system and correctly wired conforming to EN/ISO 13849-1
Safety reliability data	B10d = 5000000 (value given for a life time of 20 years limited by mechanical or contact wear)
Body material	Zamak
Head material	Zamak
Depth	44 mm
Height	146 mm
Width	98 mm
Product weight	1.14 kg

Environment

Standards	EN 1088/ISO 14119 EN/IEC 60204-1 EN/IEC 60947-5-1 EN/ISO 12100 UL 508 CSA C22.2 No 14
Product certifications	CSA UL
Protective treatment	TC
Ambient air temperature for operation	-25...40 °C
Ambient air temperature for storage	-40...70 °C
Vibration resistance	5 gn (f = 10...500 Hz) conforming to IEC 60068-2-6
Shock resistance	10 gn for 11 ms conforming to IEC 60068-2-27
Class of protection against electric shock	Class I conforming to EN/IEC 60536
IP degree of protection	IP67 conforming to EN/IEC 60529 and EN/IEC 60947-5-1

Offer Sustainability

Sustainable offer status	Green Premium product
RoHS (date code: YYWW)	Compliant - since 1150 - Schneider Electric declaration of conformity
REACH	Reference not containing SVHC above the threshold
Product environmental profile	Available  Download Product Environmental
Product end of life instructions	Available  Download End Of Life Manual