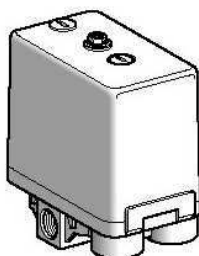


# XMAV12L2435

pressure switch XMA 12 bar - adjustable scale  
2 thresholds - 1 C/O



## Main

Range of product	OsiSense XM
Pressure sensor type	Electromechanical pressure sensor
Pressure sensor name	XMA
Pressure sensor size	12 bar
Contacts type and composition	1 C/O snap action
Controlled fluid	Air (0...55 °C) Fresh water (0...55 °C) Sea water (0...55 °C)
Fluid connection type	4 x G 1/4 (female) conforming to ISO 228
Cable entry	2 entries tapped for Pg 13.5 cable gland conforming to NF C 68-300
Electrical connection	Screw-clamp terminals, clamping capacity: 1 x 1...2 x 2.5 mm <sup>2</sup>
Electrical circuit type	Control circuit
[In] rated current	3 A (Ue = 120 V), AC-15, B300 1.5 A (Ue = 240 V), AC-15, B300 0.1 A (Ue = 250 V), DC-13, R300
Setting	External
Colour of cover	Transparent
Pressure switch type of operation	Regulation between 2 thresholds
Scale type	Fixed differential
Local display	Without
Enclosure material	PC impregnated with Lexan 123
Adjustable range of switching point on rising pressure	1.3...12 bar
Adjustable range of switching point on falling pressure	0.3...10.3 bar
Pressure actuator	Diaphragm
Possible differential minimum at high setting	1.7 bar
Possible differential minimum at low setting	1 bar
Destruction pressure	30 bar
Materials in contact with fluid	Canvas covered nitrile Chromated zinc alloy
Maximum permissible accidental pressure	27 bar

## Complementary

Height	113 mm
Width	57 mm
Depth	97.5 mm
Operating position	Any position
Maximum permissible pressure - per cycle	15 bar
Short circuit protection	10 A cartridge fuse type gG (gl)
Operating rate	10 cyc/mn

[Ui] rated insulation voltage	500 V conforming to EN/IEC 60947-1
[Uimp] rated impulse withstand voltage	6 kV conforming to EN/IEC 60947-1
Electrical durability	1000000 cycles, 50/60 Hz, AC-15, 240 V / 3 A, lth = 10 A
Mechanical durability	1000000 cycles
Repeat accuracy	< 3.5 %
Product weight	0.43 kg

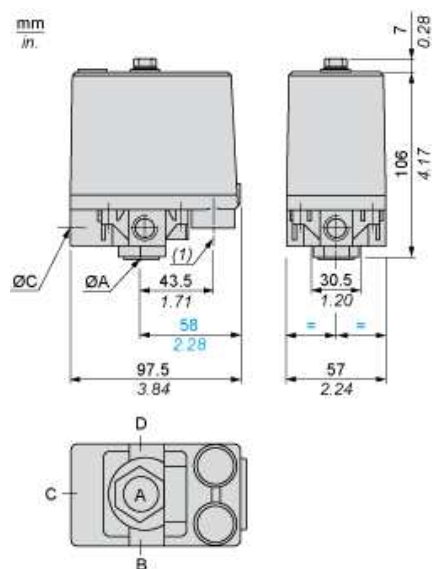
## Environment

Standards	CE EN/IEC 60947-5-1
Product certifications	CCC CSA UL
Ambient air temperature for operation	-25...55 °C
Ambient air temperature for storage	-40...70 °C
Protective treatment	TC
Class of protection against electric shock	Class I conforming to IEC 536
IP degree of protection	IP54 conforming to EN/IEC 60529

## Offer Sustainability

Sustainable offer status	Green Premium product
RoHS (date code: YYWW)	Compliant - since 0627 - <a href="#">Schneider Electric declaration of conformity</a>
REACH	Reference not containing SVHC above the threshold
Product end of life instructions	Need no specific recycling operations

## Dimensions

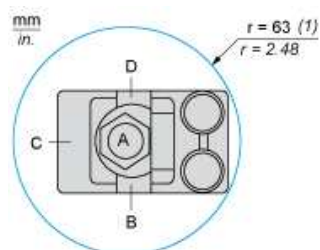


- (A) G 1/4 (female)  
 =B =  
 C=  
 D)  
 (1) 2 tapped entries PG 13.5

---

Minimum Mounting Clearance

---



(ØA G 1/4 (female)

=

ØB =

ØC =

ØD)

(1) Minimum clearance zone for screwing-on pressure switch at point A

---

## Wiring Diagram

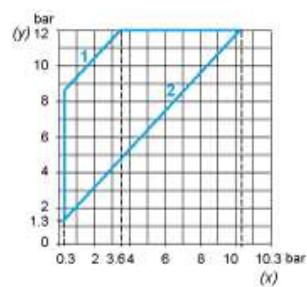
---

### Connections

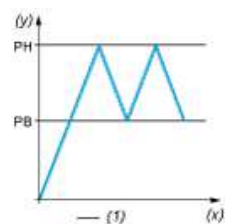


## Curves

### Operating Curves



- (y) Rising pressure
- (x) Falling pressure
- 1 : Maximum differential
- 2 : Minimum differential



- (y) Pressure
- (x) Time
- (1) Adjustable value