

# XCC3510SPA48SGN

absolute encoder Ø58 stainless steel - multi  
turn - solid shaft 10mm - SSI Gray



## Main

Range of product	OsiSense XCC
Encoder type	Multiturn absolute encoder
Encoder name	XCC
Product specific application	Food and beverage
Diameter	58 mm
Shaft diameter	10 mm
Shaft type	Solid shaft
Resolution	4096 points/8192 turns
Electrical connection	Cable axial shielded
Cable length	2 m
Cable insulation material	PUR
Output stage	Type SG
Type of output stage	SSI 25-bit gray
[Us] rated supply voltage	5...30 V DC
Enclosure material	Stainless steel 316 L

## Complementary

Shaft tolerance	G6
Residual ripple	0...500 mV
Supply voltage limits	5...30 V
Maximum revolution speed	3000 rpm
Shaft moment of inertia	12 g.cm <sup>2</sup>
Torque value	0.09 N.m
Maximum load	50 daN radial 25 daN axial
Output frequency	100...1000 kHz
Current consumption	0...100 mA no-load
Protection type	Reverse polarity protection Short-circuit protection
Maximum output current	20 mA
Physical interface	RS422
Output level	High level: 2 V minimum 20 mA
Surge withstand	1 kV level 2 IEC 61000-4-5
Base material	Stainless steel 316 L
Shaft material	Stainless steel 316 L
Type of ball bearings	6000
Product weight	0.935 kg

## Environment

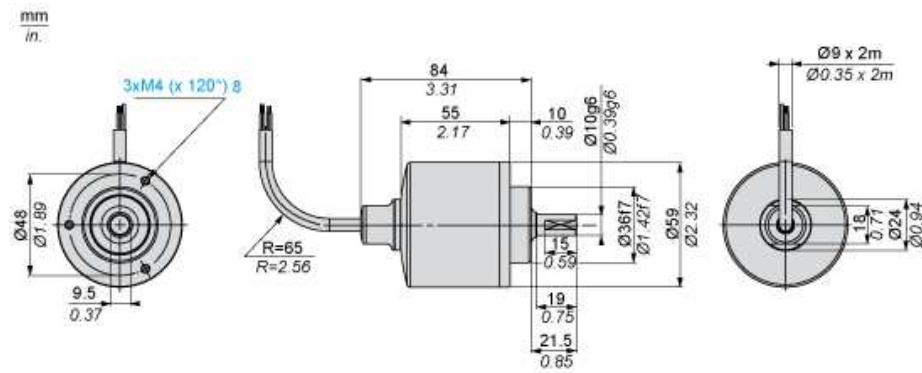
Marking	CE
Ambient air temperature for operation	-20...85 °C
Ambient air temperature for storage	-20...85 °C
IP degree of protection	IP69K IEC 60529 IP68 IEC 60529
Vibration resistance	10 gn (10...2000 Hz) IEC 60068-2-6
Shock resistance	30 gn (11 ms) IEC 60068-2-27

Resistance to electrostatic discharge	8 kV air discharge level 3 IEC 61000-4-2 4 kV contact discharge level 3 IEC 61000-4-2
Resistance to electromagnetic fields	10 V/m level 3 IEC 61000-4-3
Resistance to fast transients	2 kV power ports level 3 IEC 61000-4-4 1 kV signal ports level 3 IEC 61000-4-4

### Offer Sustainability

Sustainable offer status	Not Green Premium product
RoHS (date code: YYWW)	Compliant - since 1203 - <a href="#">Schneider Electric declaration of conformity</a>

Dimensions





R : Minimum bend radius = 65 mm

## Wiring Diagram

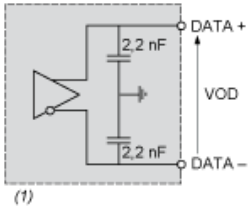
### Cable Version Encoders

Wire colour	BK Black	BN Brown	GN Green	VT Violet	BU Blue	RD Red	OG Orange	YE Yellow
Signal Supply	0 V	Data +	Clock +	Direction (1)	Reset to zero	+ V	Data -	Clock -

- (1)  : Clockwise direction, to 0 V  
 : Anticlockwise direction, to + V

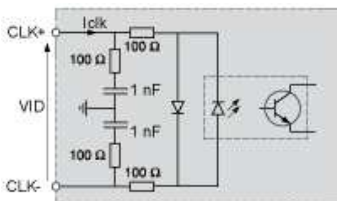
Technical Description

RS 422 Data Output



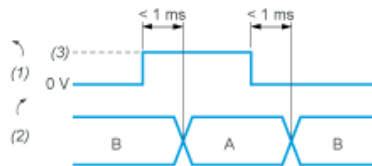
(1)  $I_{data} = 20 \text{ mA}$   $|VOD| > 2 \text{ V}$

Isolated Clock Input



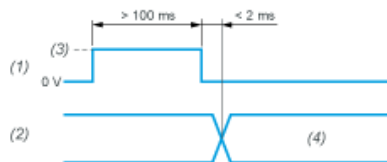
VID maximum: 5 V  
 Iclk maximum: 15 mA

DIRECTION Input



- A : Anticlockwise
- B : Clockwise
- (1) DIRECTION input
- (2) DIRECTION of counting
- (3) V supply

Input Stage - Reset to Zero



- (1) Reset input
- (2) Position
- (3) V supply
- (4) Position=0 (Reset to zero)