

XUK8TAE1MM12

photo-electric sensor - XUK - diffuse - Sn 5m
1Q auto PNP/NPN 1Qa 0...10V



Main

Range of product	OsiSense XU
Series name	Application assembly Application material handling
Electronic sensor type	Photo-electric sensor
Sensor name	XUK
Sensor design	Compact 50 x 50
Detection system	Diffuse distance sensor
Material	Plastic
Type of output signal	Analogue + discrete
Wiring technique	5-wire
Discrete output type	PNP or NPN
Discrete output function	1 NO or 1 NC programmable
Analogue output range	0...10 V
Electrical connection	1 male connector M12, 5 pins
Product specific application	Distance measurement on object
Emission	Red laser diffuse distance sensor (class 1) conforming to IEC 60825-1
[Sn] nominal sensing distance	5 m diffuse distance sensor

Complementary

Enclosure material	ABS/PC
Lens material	PMMA
Maximum sensing distance	5 m diffuse distance sensor
Output type	Analog Solid state
Add on input	External teach
Status LED	1 LED (yellow) for output state 1 LED (green/yellow) for supply on/output state
[Us] rated supply voltage	24 V DC with reverse polarity protection
Supply voltage limits	18...30 V DC
Switching capacity in mA	<= 100 mA (overload and short-circuit protection)
Switching frequency	<= 500 Hz
Voltage drop	<= 2 V
Current consumption	<= 60 mA (no-load)
Delay first up	< 300 ms
Delay response	< 1.2 ms
Delay recovery	< 1.2 ms
Setting-up	Using teach button or remote teaching
Depth	50 mm
Height	50 mm
Width	18 mm
Product weight	0.035 kg

The information provided in this documentation contains general descriptions and/or technical characteristics of the performance of the products contained herein. This documentation is not intended as a substitute for and is not to be used for determining suitability or reliability of these products for specific user applications. It is the duty of any such user or integrator to perform the appropriate and complete risk analysis, evaluation and testing of the products with respect to the relevant specific application or use thereof. Neither Schneider Electric Industries SAS nor any of its affiliates or subsidiaries shall be responsible or liable for misuse of the information contained herein.

Environment

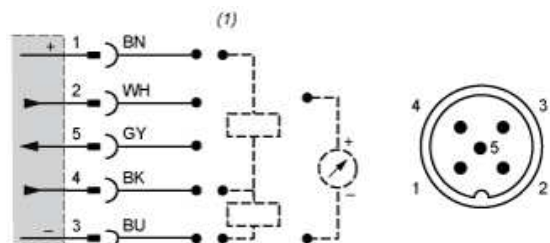
Product certifications	CE CULus Ecolab
Ambient air temperature for operation	-20...50 °C, UL certified -40...60 °C
Ambient air temperature for storage	-40...80 °C
Vibration resistance	7 gn, amplitude = +/- 1.5 mm (f = 10...55 Hz) conforming to IEC 60068-2-6
Shock resistance	30 gn (duration = 11 ms) conforming to IEC 60068-2-27
IP degree of protection	IP67 conforming to IEC 60529 IP69K conforming to DIN 40050

Offer Sustainability

Sustainable offer status	Not Green Premium product
RoHS (date code: YYWW)	Will not be Compliant

Connections and Schema

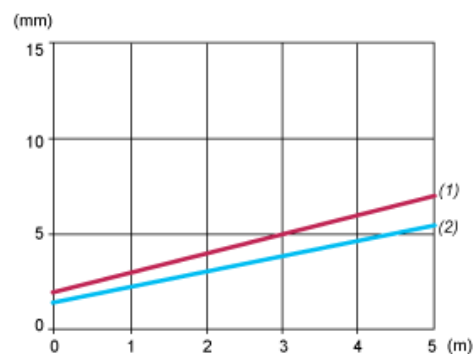
Connector Wiring



- (1) Auto-detect
- 1: + UB (BN: Brown)
- 2: QA (WH: White)
- 3: -UB (BU: Blue)
- 4: Q (BK: Black)
- 5: IN (GY: Grey)

Curves

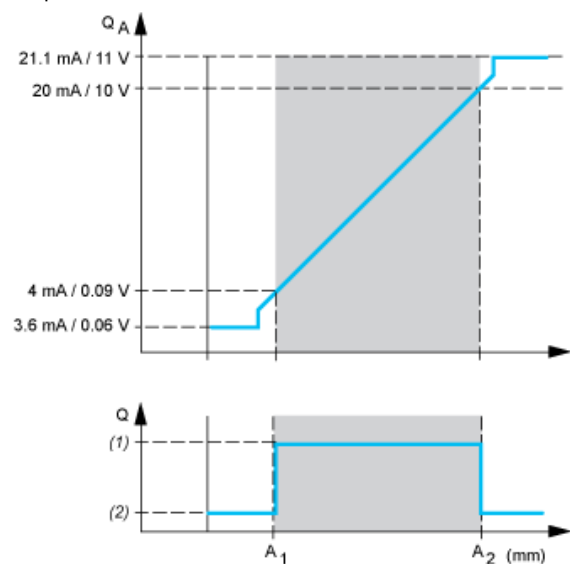
Size of light spot (typical)



(1) Vertical (y)
 (2) Horizontal (x)
 0... Size
 15 mm :
 0...5 Distance
 m :

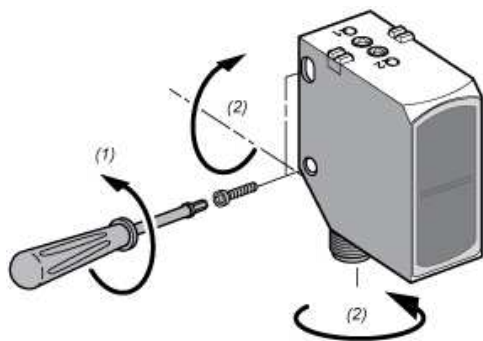
Curves

Output characteristic curve



QA : Analogue output
 Q : Switching output
 (1) High
 (2) Low

Mounting



- (1) < 1,5 Nm (13 lb-in)
- (2) < 1 Nm (8.85 lb-in)