



Main

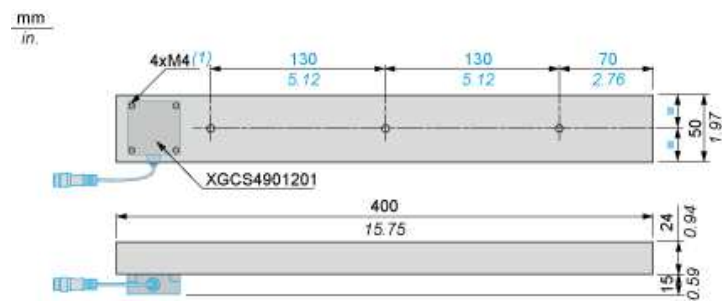
| | |
|---------------------------------------|--|
| Range of product | OsSense XG |
| Accessory / separate part type | Field expander |
| Product specific application | Conveyor system |
| Product compatibility | XGCC4901201 + XGHB320345 XGCC4901201 + XGHB90E340 XGCC4901201 + XGHB320246 XGCC4901201 + XGHB440245 XGCC4901201 + XGHB520246 |
| Accessory / separate part destination | Station with associated label |
| [Sn] nominal sensing distance | 30..90 mm |

Complementary

| | |
|---------------------|------------------|
| Accessory dimension | 400 x 23 x 50 mm |
|---------------------|------------------|

Dimensions

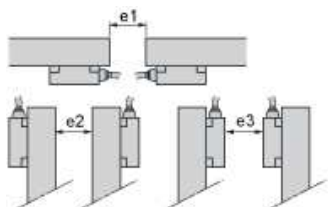
Field Expanders



(1) 4 x M4 screws

Minimum Mounting Distances

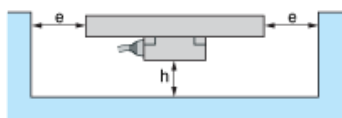
Distance Between Field Expanders



| Tag | e1 | e2 | e3 |
|------------|-----|-----|-----|
| XGHB90E340 | 195 | 285 | 195 |
| XGHB520246 | | | |
| XGHB320345 | 420 | 540 | 450 |

Minimum Mounting Distances in a Metal Structure

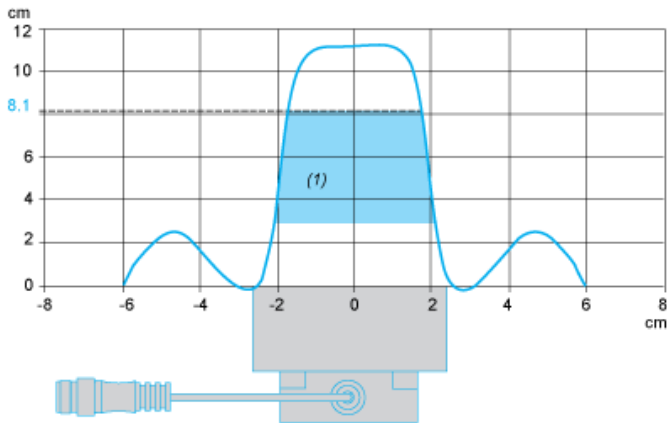
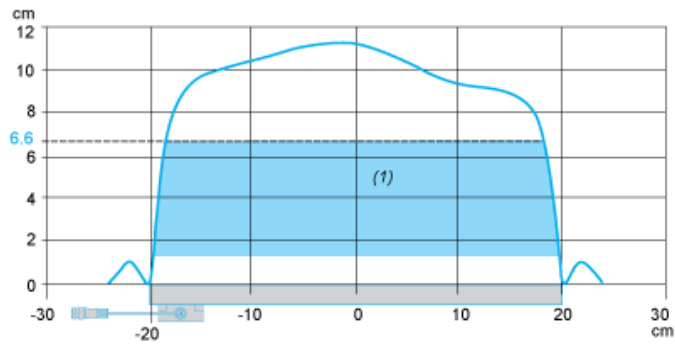
Distance Between Field Expanders



| Field expanders | |
|-----------------|--------|
| e (mm) | h (mm) |
| 15 | 30 |

Curves

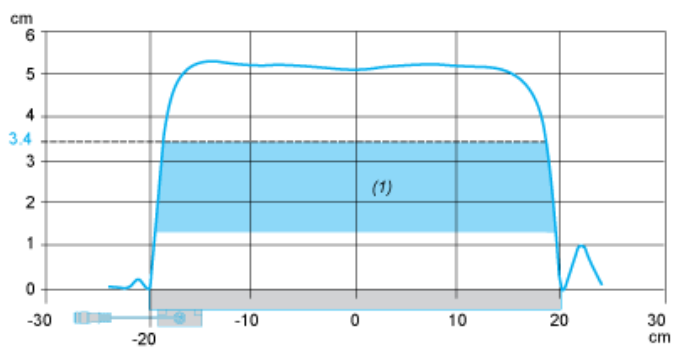
Dialogue Zones for Field Expanders

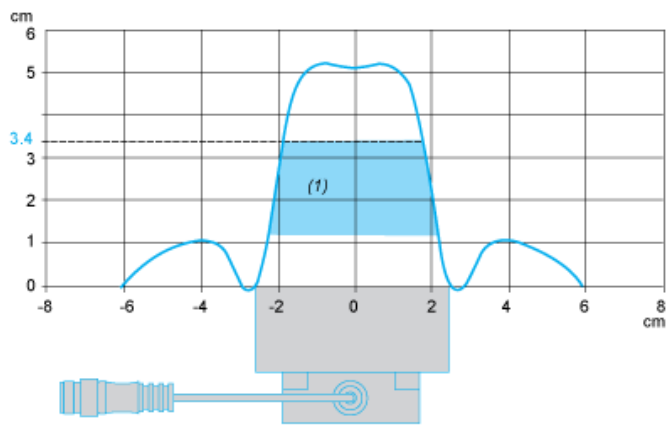


(1) Recommended working zone.

Curves

Dialogue Zones for Field Expanders





(1) Recommended working zone.