



Contrast sensors
KT5, KT5-2 Teach-in

KT5W-2N1213



Model Name > [KT5W-2N1213](#)
Part No. > [1016716](#)



At a glance

- Tough, metal housing
- Various teach-in methods via control panel or control cable
- Maximum detection reliability due to 3-color RGB LED technology
- Switching frequency of 10 kHz
- Various sensing distances and light spot directions
- M12 plug can be rotated 90°

Your benefits

- All print marks and color combinations are reliably detected, ensuring high machine throughput
- Reliable operation, even with jittering webs and high-gloss materials
- High positioning accuracy improves packaging quality
- Various sensing distances, light spot directions and light emissions make individual configuration and simple integration into the production process possible



Features

Sensing distance ¹⁾ :	20 mm
Sensing distance tolerance:	± 3 mm
Light source ²⁾ :	LED
Wave length:	470 nm, 525 nm, 640 nm
Light emission:	Long and short side of housing, exchangeable
Light spot size:	1.5 mm x 5.5 mm
Light spot direction ³⁾ :	Vertical
Type of light:	Visible blue light, Visible green light, Visible red light
Dimensions (W x H x D):	30.4 mm x 53 mm x 80 mm
Housing design (light emission):	Rectangular
Teach-in mode:	Dynamic teach-in

¹⁾ From front edge of lens ²⁾ Average service life of 100,000 h at T_A = +25 °C ³⁾ In relation to long side of housing

Mechanics/electronics

Ripple ¹⁾ :	≤ 5 Vpp
Current consumption ²⁾ :	< 80 mA
Switching frequency ³⁾ :	10 kHz
Response time ⁴⁾ :	50 µs

Output type:	NPN: HIGH = approx. V_S / LOW ≤ 2 V
Switching mode:	NPN
Input, teach-in (ET):	NPN: Run: $U = 10$ V ... $< U_V$, Teach: $U < 2$ V
Input, light/dark (L/D):	Dark: $U = 0$ V, Light: $U = U_V$, NPN:
Retention time (ET):	25 ms, non-volatile memory
Connection type:	Connector M12, 5-pin
Protection class ⁵⁾ :	II
Circuit protection:	Output Q short-circuit protected, Interference suppression, V_S connections reverse-polarity protected
Enclosure rating:	IP 67
Weight:	400 g
Housing material:	Metal, Zinc diecast
Output current $I_{max.}$:	100 mA
Supply voltage:	10 V DC ... 30 V DC ⁶⁾
Fieldbus interface:	-

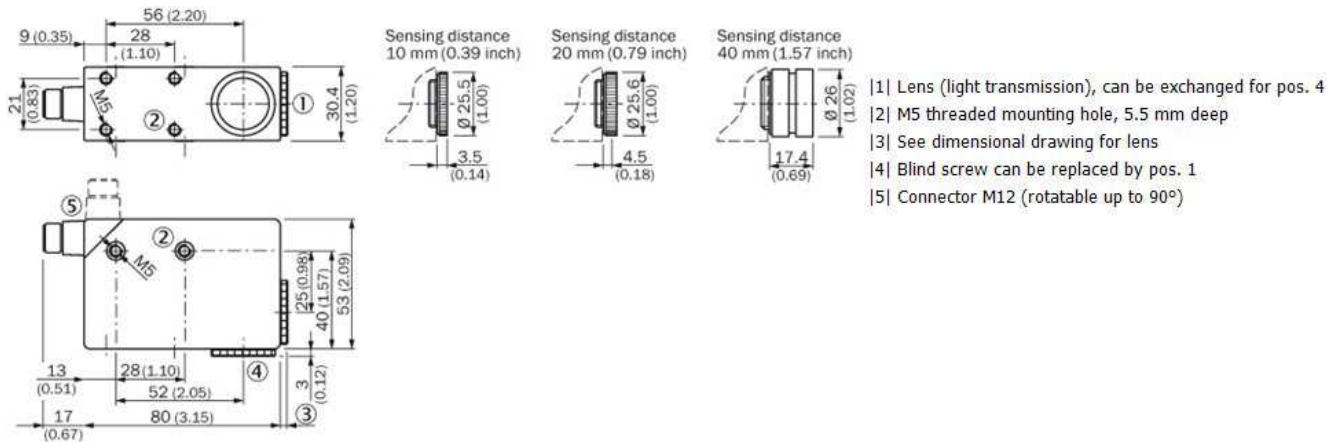
1) May not exceed or fall short of V_S tolerances 2) Without load 3) With light/dark ratio 1:1 4) Signal transit time with resistive load 5) Reference voltage DC 50 V 6)

Limit values; operation in short-circuit protected network max. 8 A

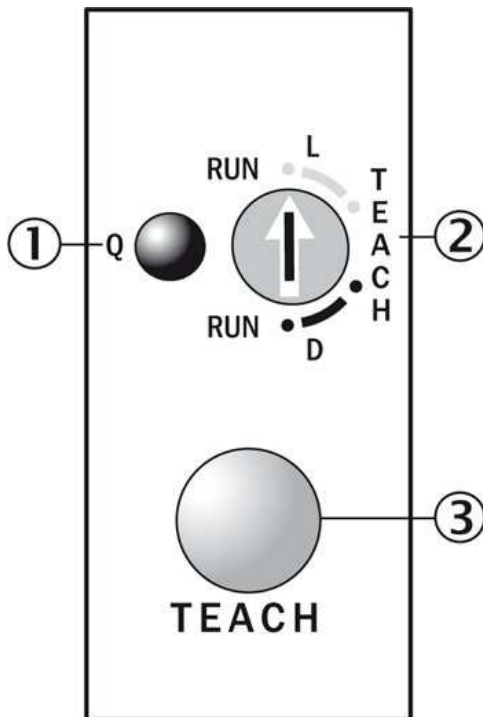
Ambient data

Shock load:	According to IEC 60068
Ambient operating temperature:	-10 °C ... +55 °C
Ambient storage temperature:	-25 °C ... +75 °C

Dimensional drawing



Adjustments



- |1| Function signal indicator (yellow)
- |2| Pre-selection switch
- |3| Teach-in button

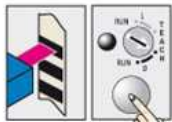
Bedienhinweis

1. Select switching function (light/dark)



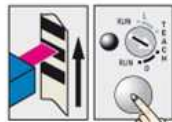
Turn rotary switch to desired teach position:
D = dark switching
L = light switching

2. Position mark or background



Press the teach-in button and keep it pressed.

3. Move at least one repeat length using the light spot

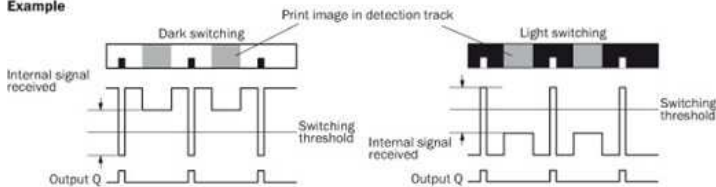


Keep the teach-in button pressed.



Release the teach-in button. Yellow LED will illuminate, when emitted light is on the mark.

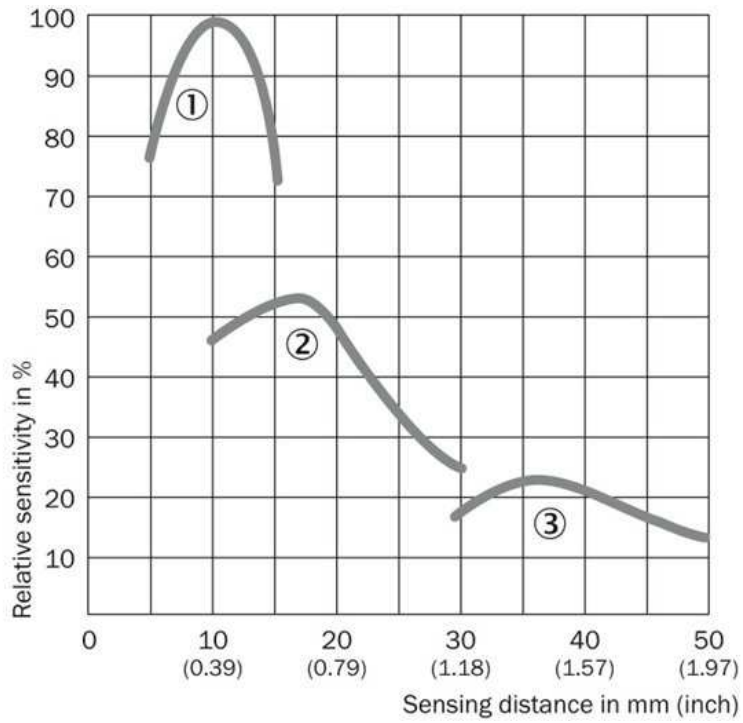
Example



Switching characteristics

The optimum emitted light is selected automatically.
The switching threshold is set in the center between the lowest and the second-lowest reflectivity.
Teach-in can also be performed using an external control signal.
Light/dark setting can also be configured using an external control signal.
Observe the minimum speed (25 mm/s ... 300 mm/s).

Sensing distance



- |1| Sensing distance 10 mm
- |2| Sensing distance 20 mm
- |3| Sensing distance 40 mm

Australia

Phone +61 3 9457 0600
1800 33 48 02 – tollfree
E-Mail sales@sick.com.au

Belgium/Luxembourg

Phone +32 (0)2 466 55 66
E-Mail info@sick.be

Brasil

Phone +55 11 3215-4900
E-Mail marketing@sick.com.br

Canada

Phone +1 905 771 14 44
E-Mail information@sick.com

Česká republika

Phone +420 2 57 91 18 50
E-Mail sick@sick.cz

China

Phone +86 4000 121 000
E-Mail info.china@sick.net.cn
Phone +852-2153 6300
E-Mail ghk@sick.com.hk

Danmark

Phone +45 45 82 64 00
E-Mail sick@sick.dk

Deutschland

Phone +49 211 5301-301
E-Mail info@sick.de

España

Phone +34 93 480 31 00
E-Mail info@sick.es

France

Phone +33 1 64 62 35 00
E-Mail info@sick.fr

Great Britain

Phone +44 (0)1727 831121
E-Mail info@sick.co.uk

India

Phone +91-22-4033 8333
E-Mail info@sick-india.com

Israel

Phone +972-4-6881000
E-Mail info@sick-sensors.com

Italia

Phone +39 02 27 43 41
E-Mail info@sick.it

Japan

Phone +81 (0)3 5309 2112
E-Mail support@sick.jp

Magyarország

Phone +36 1 371 2680
E-Mail office@sick.hu

Nederland

Phone +31 (0)30 229 25 44
E-Mail info@sick.nl

Norge

Phone +47 67 81 50 00
E-Mail sick@sick.no

Österreich

Phone +43 (0)22 36 62 28 8-0
E-Mail office@sick.at

Polska

Phone +48 22 837 40 50
E-Mail info@sick.pl

România

Phone +40 356 171 120
E-Mail office@sick.ro

Russia

Phone +7-495-775-05-30
E-Mail info@sick.ru

Schweiz

Phone +41 41 619 29 39
E-Mail contact@sick.ch

Singapore

Phone +65 6744 3732
E-Mail sales.gsg@sick.com

Slovenija

Phone +386 (0)1-47 69 990
E-Mail office@sick.si

South Africa

Phone +27 11 472 3733
E-Mail info@sickautomation.co.za

South Korea

Phone +82 2 786 6321/4
E-Mail info@sickkorea.net

Suomi

Phone +358-9-25 15 800
E-Mail sick@sick.fi

Sverige

Phone +46 10 110 10 00
E-Mail info@sick.se

Taiwan

Phone +886 2 2375-6288
E-Mail sales@sick.com.tw

Türkiye

Phone +90 (216) 528 50 00
E-Mail info@sick.com.tr

United Arab Emirates

Phone +971 (0) 4 88 65 878
E-Mail info@sick.ae

USA/México

Phone +1(952) 941-6780
1 (800) 325-7425 – tollfree
E-Mail info@sickusa.com

More representatives and agencies
at www.sick.com